MICROFILMED
JUL 9 1996

FED. RD. DIVISION	STATE	PROJECT	
2	OHIO		

355
384

LAKE COUNTY
SEC. LAK-2-14.22

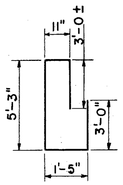

*A601

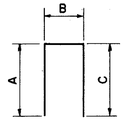

TYPE 1

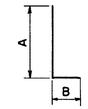

TYPE 2

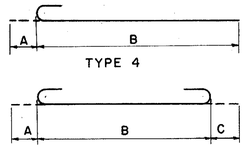

TYPE 4

TYPE 3

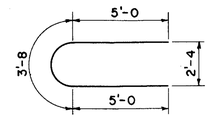

*P1107

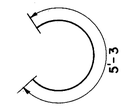

*RE401

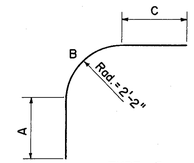

TYPE 5

REINFORCING STEEL LIST

ABUTMENTS

MARK	ABUT. #1	ABUT. #2	TOTAL	LENGTH	WEIGHT	TYPE	A	B	C	VARIES BY	No. of Ea.
A501	18	18	36	24'-6"	920	Str.					
A502	9	9	18	12'-3"	230	Str.					
A503	9	9	18	11'-3"	211	Str.					
A504	60	60	120	9'-5"	1179	1	3'-7"	2'-6"	3'-7"		
A505	56	44	100	6'-7"	686	1	2'-10"	1'-2"	2'-10"		
A506	20	21	41	3'-6"	150	Str.					
A507	30	30	60	6'-2"	386	1	1'-6"	3'-5"	1'-6"		
A508	21	21	42	45'-0"	1971	Str.					
A509	8	8	16	7'-3"	121	Str.					
A510	15	15	30	9'-3"	289	Str.					
A511	4	4	8	4'-6"	38	Str.					
A512	8	8	16	10'-0"	167	Str.					
A513	2	2	4	8'-3"	34	Str.					
A514	2	2	4	9'-6"	40	Str.					
A515	8	8	16	15'-3"	254	Str.					
A516	8	8	16	7'-9"	129	Str.					
A517	2	2	4	5'-6"	23	Str.					
A518	2	2	4	7'-0"	29	Str.					
A519	8	8	16	12'-6"	209	Str.					
A520	4	4	8	6'-9"	56	1	3'-3"	6"	3'-3"		
A521	4	4	8	8'-1"	67	1	3'-11"	6"	3'-11"		
A522	2	—	2	16'-0"	33	Str.					
A523	2	—	2	16'-6"	34	Str.					
A524	—	2	2	11'-11"	25	Str.					
A525	—	2	2	11'-6"	24	Str.					
A526	—	8	8	6'-3" To 2'-7"	37	1	2'-8" To 10"	1'-2"	2'-8" To 10"	2 3/4"	1
A527	—	8	8	16'-9" To 15'-9"	136	Str.				3"	2
A528	12	16	28	7'-9"	226	1	1'-2"	5'-8"	1'-2"		
A529	12	16	28	5'-9"	168	Str.					
A530	8	—	8	11'-9" To 9'-0"	87	Str.				8 1/4"	2
A531	—	1	1	7'-4"	8	1	1'-2"	5'-3"	1'-2"		
A532	—	1	1	5'-7"	6	1	1'-2"	3'-6"	1'-2"		
A533	—	1	1	5'-3"	5	Str.					
A534	—	2	2	6'-6"	14	5	1'-7"	3'-4 3/4"	1'-7"		
A535	29	29	58	6'-3"	378	1	3'-0"	6"	3'-0"		
A601	40	40	80	12'-11"	1552	*	See	Above			
A602	71	71	142	7'-4"	1563	2	6'-6"	1'-0"	—		
A603	15	15	30	10'-2"	458	1	4'-8"	1'-2"	4'-8"		
A604	15	15	30	9'-10"	443	2	9'-0"	1'-0"	—		
A701	4	4	8	12'-0"	196	Str					
A702	5	5	10	11'-11"	244	3	10"	10'-3"	10"		
				TOTAL	12,826						

SUPERSTRUCTURE

MARK	No.	LENGTH	WEIGHT	TYPE	A	B	C	VARIES BY	No. of Ea.
S501	676	1'-6"	1058	2	1'-2"	6"	—		
S502	169	6'-5"	1131	1	6"	5'-8"	6"		
S503	169	3'-7"	631	1	6"	2'-10"	6"		
S504	338	4'-9"	1675	1	2'-3	6"	2'-3"		
S601	568	36'-7"	31,208	Str.					
S602	305	37'-0"	16,950	Str.					
S603	54	34'-6" To 5'-3	1612	Str.				1'-1 1/2"	2
S604	84	32'-6"	4100	Str.					
S701	305	37'-0"	23,067	Str.					
S702	54	34'-6" To 5'-3"	2194	Str.				1'-1 1/2"	2
S703	12	5'-0"	123	Str.					
		TOTAL	83,749						

RAILING

R501	8	15'-0"	To be included with Item S-14 for payment
R502	8	12'-3"	
R401A	16	13'-3"	
R401B	112	16'-6"	
R401C	16	8'-3"	

PIERS

MARK	PIER #1	PIER #2	PIER #3	TOTAL	LENGTH	WEIGHT	TYPE	A	B	C	VARIES BY	No. of Ea.
P501	2	2	2	6	39'-3"	246	Str.					
P502	52	52	52	156	7'-9"	1261	1	2'-8"	2'-8"	2'-8"		
P601	60	60	60	180	6'-0"	1622	Str.					
P901	12			12	23'-6"	959	Str.					
P902		12		12	23'-0"	938	Str.					
P903			12	12	22-6"	918	Str.					
P904	12	12	12	36	6'-3"	765	2	5'-6"	1'-0"	—		
P1101	24			24	23'-6"	2997	Str					
P1102		24		24	23'-0"	2933	Str.					
P1103			24	24	22'-6"	2869	Str.					
P1104	24	24	24	72	6'-11"	2647	2	6'-3"	1'-0"	—		
P1105	2	2	2	6	40'-9"	1299	Str.					
P1106	6	6	6	18	16'-9"	1602	Str.					
P1107	4	4	4	12	13'-8"	872	*	See	Above			
P1108	8	8	8	24	8'-1"	1030	2	4'-9"	3'-5"	—		
P1109	4	4	4	12	36'-6"	2327	Str.					
P1110	2	2	2	6	10'-0"	319	Str.					
P1111	2	2	2	6	41'-6"	1323	Str.					
				TOTAL PIERS		26,927						
				TOTAL SPIRALS		3254						
				GRAND TOTAL		30,181						

SPIRALS

MARK	No.	SIZE	LENGTH	CORE DIA.	PITCH	No. of TURNS	WEIGHT
SP401	3	1/2 ϕ	19'-11 5/8"	32"	4 1/2"	56	1105
SP402	3	1/2 ϕ	19'-6"	32"	4 1/2"	55	1085
SP403	3	1/2 ϕ	18'-11 7/8"	32"	4 1/2"	54	1064

REPLACEMENT BARS

MARK	No.	LENGTH	WEIGHT	TYPE
RE400	1	5'-3		Str.
RE401	1	5'-3		*
RE500	1	5'-7		Str.
RE600	3	5'-11		Str.
RE700	2	6'-3		Str.
RE800	—	6'-6		Str.
RE900	1	6'-10		Str.
RE1000	—	7'-3		Str.
RE1100	1	7'-7		Str.

APPROACH SLABS

MARK	NO.	LENGTH	WEIGHT	TYPE	A	B	VARIES BY	No. of Ea.
AP801A	4	24'-6" To 25'-6"	To be included with Item I-7 for payment	4	1'-1"	23'-5" To 24'-5"	4"	1
AP802A	87	25'-7"		4	1'-1"	24'-6"		
AP802B	1	19'-7"		4	1'-1"	18'-6"		
AP803A	4	25'-10" To 27'-0"		4	1'-1"	24'-9" To 25'-11"	4 11/16"	1
AP803B	1	21'-4"		4	1'-1"	20'-3"		
AP804A	1	17'-2"		4	1'-1"	16'-1"		
AP804B	1	23'-1"		4	1'-1"	22'-0"		
AP805A	1	26'-8"		4	1'-1"	25'-7"		
AP806A	7	28'-1" To 25'-10"		4	1'-1"	27'-0" To 24'-9"	4 1/2"	1
AP808A	7	25'-3" To 23'-1"		4	1'-1"	24'-2" To 22'-0"	4 1/2"	1
AP501A	1	31'-7"		Str.				
AP501B	6	34'-6" To 34'-11"		Str.			1"	1
AP502A	10	33'-3" To 34'-6"		Str.			1 3/8"	1
AP502B	1	35'-2"		Str.				
AP503A	6	34'-6"		Str.				
AP503B	1	35'-7"		Str.				
AP504A	1	36'-2"		Str.				
AP505A	6	36'-6"		Str				
AP506A	1	36'-0"		Str.				
AP507A	1	32'-9"		Str.				

NOTES:

All dimensions are out to out of the bar.

Bar Size is indicated in the bar mark. The first digit where three digits are used, and the first two where four are used, indicate the bar size number. For example, A700 is a No. 7 size bar & A1014 is a No. 10 size.

The length shown in the bar list for the spiral bars is the distance from the top of the footing to the bottom of the cap.

The number of turns shown is the length divided by the pitch, plus 3 turns (total number of closed coils) expressed as the nearest whole number.

Spiral bars shall not have deformations but shall in other respects conform to Item S-4.

1 1/2 closed coils shall be provided at the ends of each spiral unit.

Four steel channel, tee or angle spacers, weighing approximately 0.68 lbs. per lin. ft., shall be provided for each spiral unit. They shall be equally spaced along the periphery of the coil. The number of pounds of spacers, based on 0.68 lbs. per lin. ft., will be paid for as reinforcing steel and is included in the tabulated quantity of spiral bars.

Replacement Bars: If reinforcing bars are fabricated from stock which has previously been tested and approved by the Ohio Testing Laboratory, test samples as provided in Sec. S-4.02 need not be furnished and replacement bars will not be required.

PREPARED BY
CAPITOL ENGINEERING ASSOCIATES, DILLSBURG, PA.
FOR

STATE OF OHIO
DEPARTMENT OF HIGHWAYS
DIVISION OF DESIGN AND CONSTRUCTION
BUREAU OF BRIDGES

REINFORCING BAR LIST
BRIDGE NO. LAK-2-1593
S.R. 2 UNDER ELM STREET
LAKE COUNTY
STA. 741+03.27

DESIGNED	DRAWN	TRACED	CHECKED	REVIEWED	DATE	REVISED
DRT	DRT Res	dopro	Signed by DRT			