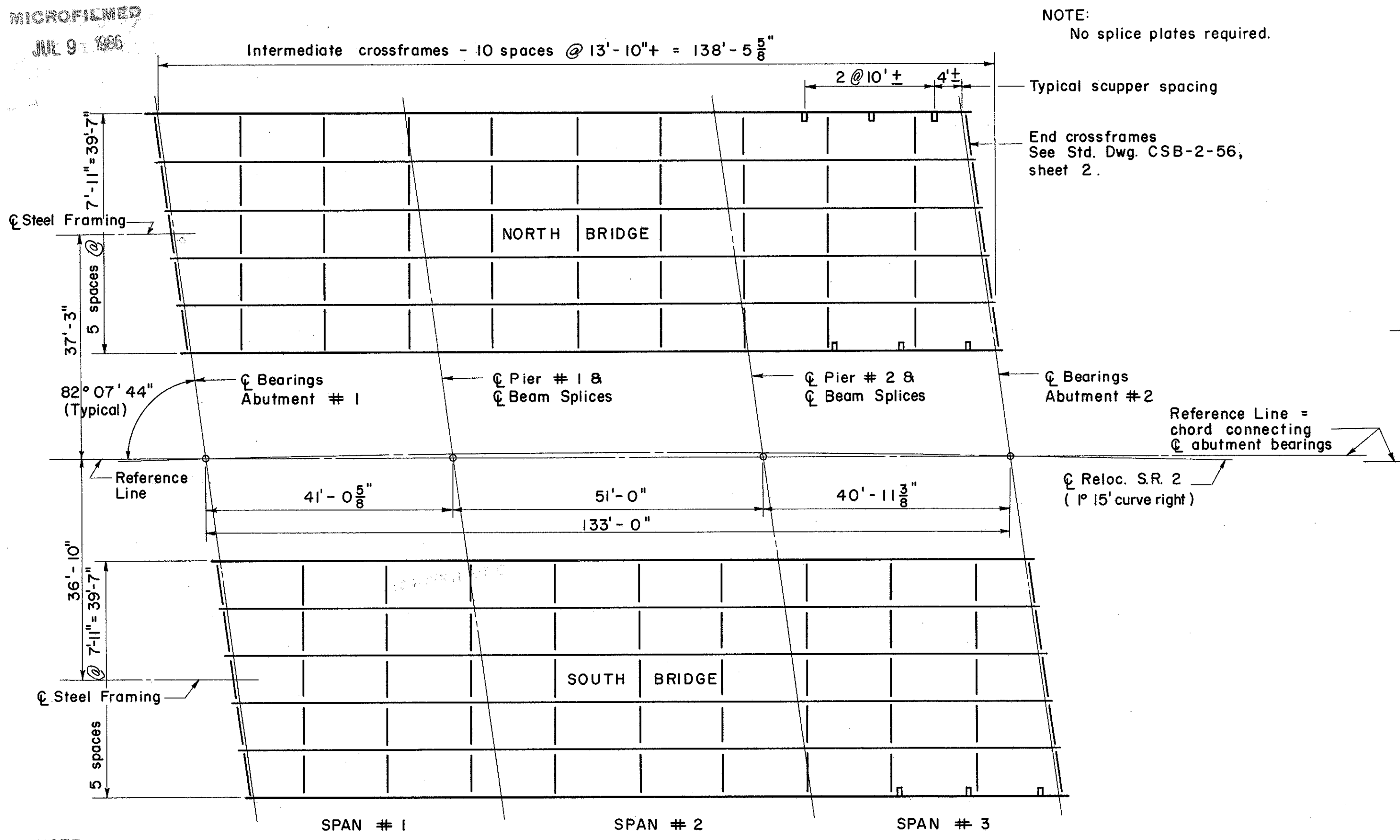


MICROFILMED
JUL 9 1986

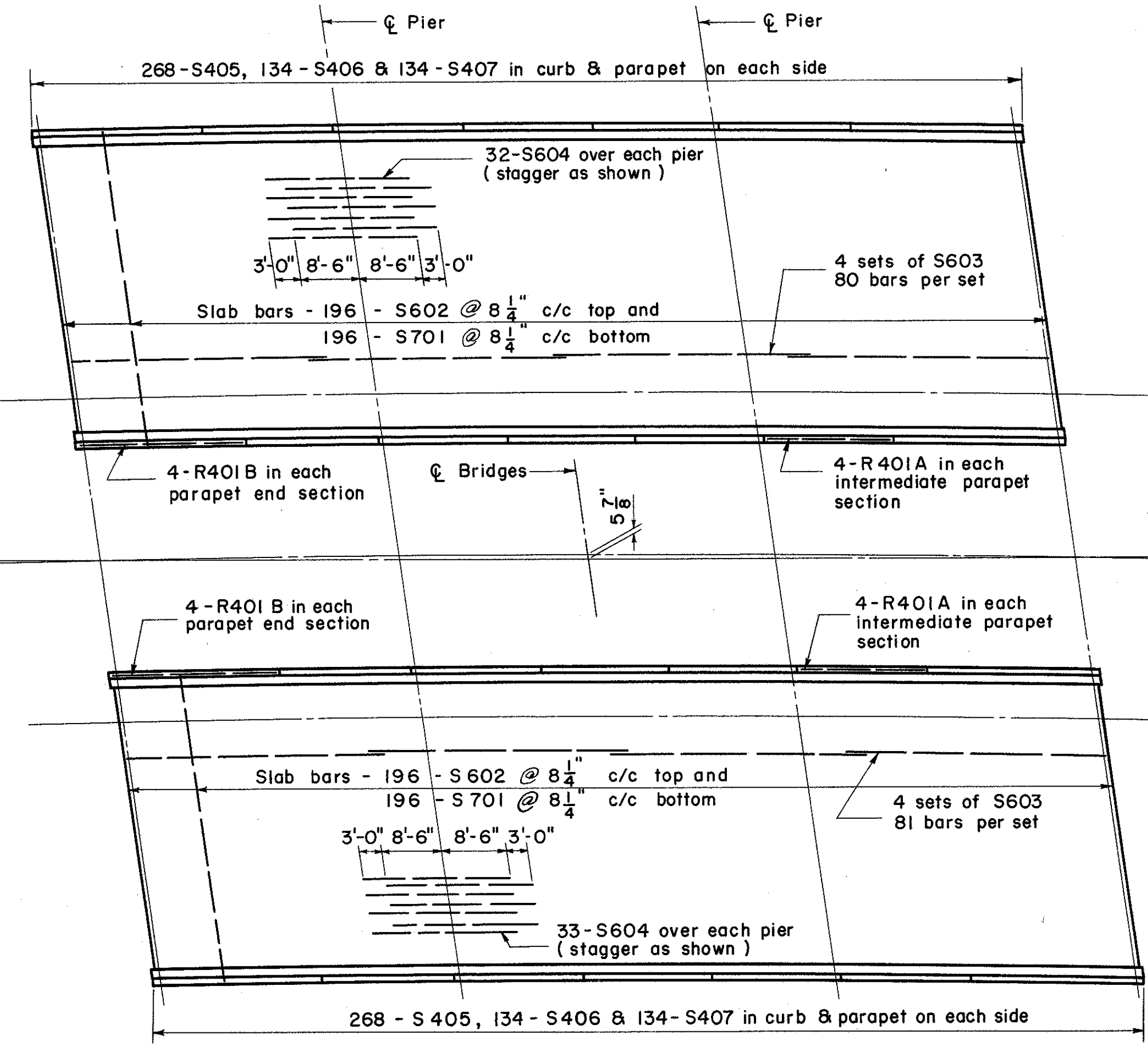
FED. RD. DIVISION	STATE	PROJECT	
2	OHIO		

345
384

LAKE COUNTY
SEC. LAK-2-14.22



STEEL FRAMING PLAN



DECK REINFORCING PLAN

NOTES

REFERENCE shall be made to Standard Drawing CSB-2-56 sheets 2 & 3 of 6, revised 2-2-59 for details of end dams, gutters, scuppers, pipe drains, curb plates, end crossframes, bearing plates and beam splice details.

REFERENCE shall be made to Standard Drawing AR-1-57 revised 2-2-59 for details of aluminum railing Type "A" and concrete parapet details.

WELDING of structural steel shall be Class "A" except as otherwise shown. Welds shown as field welds may, at the option of the Contractor, be made in the shop.

DECK SLAB DEPTH: *This is the nominal dimension. The quantity of deck concrete to be paid for shall be based on this dimension, even though deviation from it may be necessary because the top flange of the beam may not have the exact camber or conformation required to place it parallel to the finished grade.

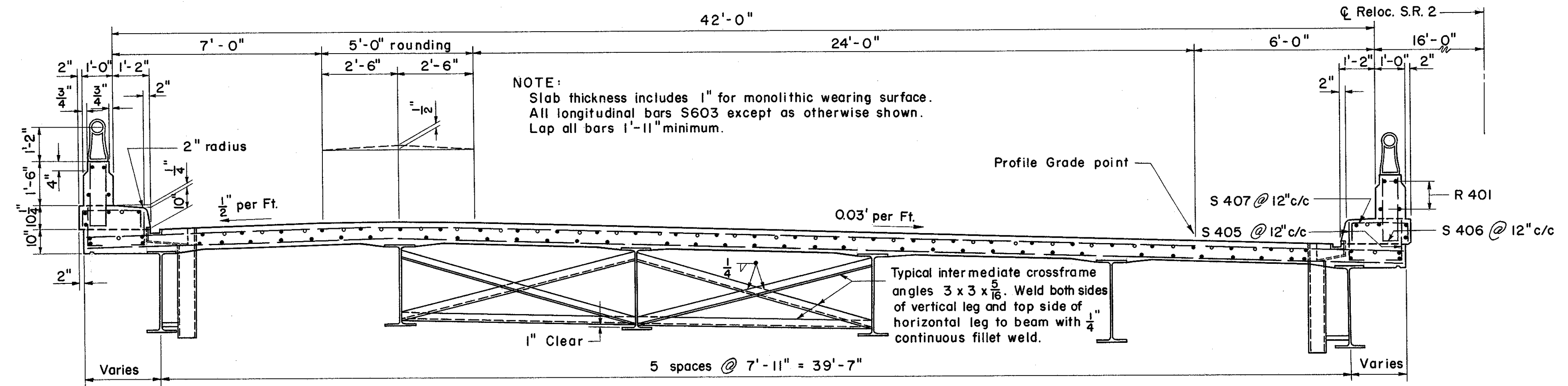
CONCRETE DECK PLACING: In order to facilitate water curing of the concrete of the deck slab, the placing of concrete shall progress up grade. The slab may be placed in sections, between transverse construction joints which are parallel to transverse reinforcing steel and are located near the center of any span.

CONCRETE shall be Class "C"

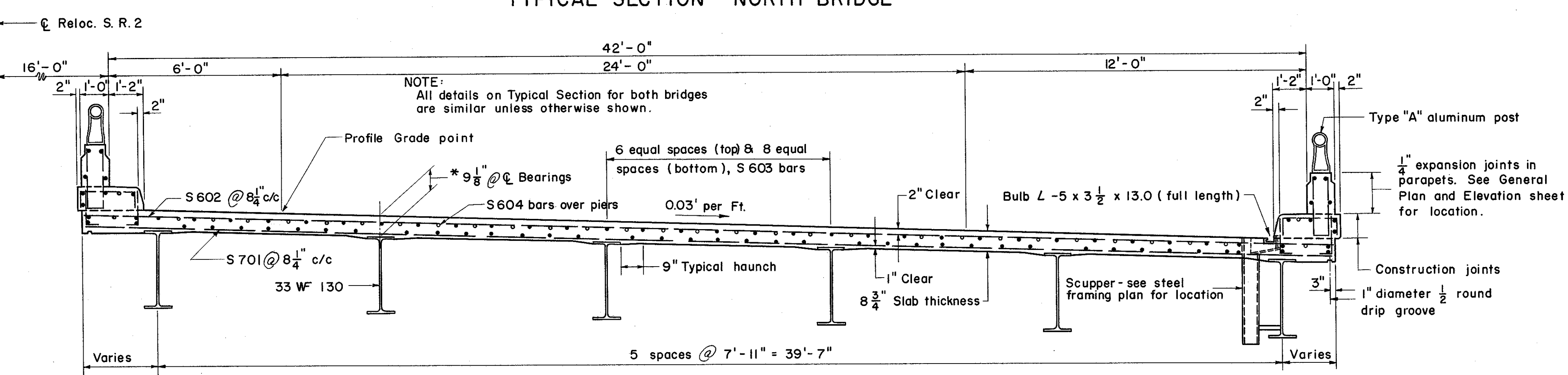
CONCRETE and reinforcing steel above parapet construction joint included with railing for payment.

BEAM SPLICE WELDING PROCEDURE:
1. Raise the abutment ends of the beams $\frac{3}{8}"$
2. Butt-weld the beam flanges and web, using the following sequence: make two passes on each flange, then two on the web; repeat, using one pass at each location, until welds are completed.
3. Lower the beam ends to final position.

NOTE:
All beams are 33 W 130
Dead load deflection = $\frac{3}{16}"$



TYPICAL SECTION - NORTH BRIDGE



TYPICAL SECTION - SOUTH BRIDGE

PREPARED BY CAPITOL ENGINEERING ASSOCIATES, DILLSBURG, PA. FOR					
STATE OF OHIO DEPARTMENT OF HIGHWAYS DIVISION OF DESIGN AND CONSTRUCTION BUREAU OF BRIDGES					
STEEL FRAMING PLAN BRIDGE NO. LAK-2-1548L#2 RELOC. S.R. 2 OVER STATE STREET LAKE COUNTY STA. 718 + 41.40					
DESIGNED	DRAWN	TRACED	CHECKED	REVIEWED	DATE
JLN	JLN	L.S.R. 2-8-60	R.L.F. M.C.		