MICROFILMED
JUL 9 1986

FED. RD. DIVISION	STATE	PROJECT	
2	OHIO		

LAKE COUNTY
SEC. LAK-2-14.22

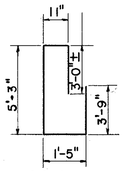

A 609

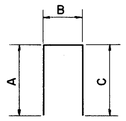

TYPE 1

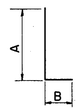

TYPE 2

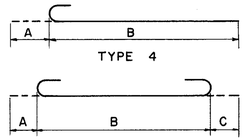

TYPE 3

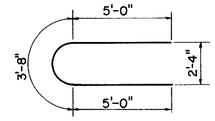

P 612

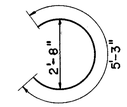

* RE 401

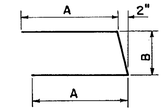

TYPE 5

REINFORCING STEEL LIST

ABUTMENTS

MARK	N. BRIDGE #1	N. BRIDGE #2	S. BRIDGE #1	S. BRIDGE #2	TOTAL	LENGTH	WEIGHT	TYPE	A	B	C	VARIES BY	No. of Eq.
A 601	24	24	24	24	96	25'-0"	3,604	Str.					
A 602	76	76	76	76	304	9'-8"	4,414	1	2'-3"	5'-6"	2'-3"		
A 603	20	20	20	20	80	11'-6"	1,382	Str.					
A 604	16	16	16	16	64	8'-2"	784	1	2'-3"	4'-0"	2'-3"		
A 505	36	36	36	36	144	8'-3"	1,240	1	3'-6"	1'-6"	3'-6"		
A 506	83	83	83	83	332	6'-7"	2,280	Str.					
A 507	44	44	44	44	176	7'-6"	1,376	1	2'-3"	3'-3	2'-3		
A 508	40	40	40	40	160	22'-9"	3,796	Str.					
A 609	39	39	39	39	156	13'-9"	3,222	Bent					
A 510	14	14	14	14	56	7'-0"	408	3	7"	5'-10"	7"		
A 511	32	32	32	32	128	9'-9"	1,302	2	9'-4"	6"			
A 512	28	28	28	28	112	4'-0"	468	Str.					
A 513	20	20	20	20	80	8'-10"	736	Str.					
A 514	24	24	24	24	96	3'-6"	350	Str.					
A 515	26	26	26	26	104	12'-9"	1,384	Str.					
A 416	12	12	12	12	48	3'-6"	112	Str.					
A 417	8	8	8	8	32	4'-0"	86	Str.					
A 418	26	26	26	26	104	6'-0"	416	1	2'-9"	7"	2'-9"		
A 419A	16	16	16	16	64	4'-8"	200	5	1'-9"	1'-4"			
A 419B	6	6	6	6	24	4'-0"	64	5	1'-5"	1'-4"			
A 419C	4	4	4	4	16	3'-6"	38	5	1'-2"	1'-4"			

NORTH BRIDGE 13,831
SOUTH BRIDGE 13,831

SUPERSTRUCTURE

MARK	TOTAL	LENGTH	WEIGHT	TYPE	A	B	C	VARIES BY	No. of Eq.
S 701	181	43'-8"	16,155	Str.					
S 602	181	43'-8"	11,871	Str.					
S 603	320	33'-0"	15,861	Str.					
S 604	64	19'-0"	1,826	Str.					
S 405	496	1'-9"	579	2	1'-4"	6"			
S 406	248	4'-7"	758	1	2'-1"	7"	2'-1"		
S 407	248	3'-0"	496	1	8"	1'-10"	8"		

NORTH BRIDGE 47,546

MARK	TOTAL	LENGTH	WEIGHT	TYPE	A	B	C	VARIES BY	No. of Eq.
S 701	181	43'-8"	16,155	Str.					
S 602	181	43'-8"	11,871	Str.					
S 603	324	33'-0"	16,059	Str.					
S 604	66	19'-0"	1,883	Str.					
S 405	496	1'-9"	579	2	1'-4"	6"			
S 406	248	4'-7"	758	1	2'-1"	7"	2'-1"		
S 407	248	3'-0"	496	1	8"	1'-10"	8"		

SOUTH BRIDGE 47,801

RAILING

R401A	80	16'-0"	To be included with Item S-14 for payment	Str.
R401B	32	21'-1"		Str.
R401C	32	12'-8"		Str.

PIERS

MARK	PIER #1	PIER #2	TOTAL	LENGTH	WEIGHT	TYPE	A	B	C	VARIES BY	No. of Eq.
P701	26	26	52	10'-2"	1,081	3	10"	8'-6"	10"		
P702	24	24	48	7'-2"	703	3	10"	5'-6"	10"		
P1003	32	32	64	7'-0"	1,928	2	6'-3"	1'-0"			
P1004	32	32	64	19'-0"	5,232	Str.					
P506	40	40	80	8'-6	709	1	3'-0"	2'-8"	3'-0"		
P507	4	4	8	20'-0"	167	Str.					
P908	20	20	40	20'-0"	2,720	Str.					
P1009	4	4	8	10'-0"	344	Str.					
P910	4	4	8	7'-4"	199	2	4'-4"	3'-3"			
P911	4	4	8	7'-11"	215	2	4'-4"	3'-10"			
P612	4	4	8	13'-8"	164	Bent					

NORTH BRIDGE 13,462 + 2,345 = 15,807

MARK	PIER #1	PIER #2	TOTAL	LENGTH	WEIGHT	TYPE	A	B	C	VARIES BY	No. of Eq.
P701	26	26	52	10'-2"	1,081	3	10"	8'-6"	10"		
P702	24	24	48	7'-2"	703	3	10"	5'-6"	10"		
P1003	32	32	64	7'-0"	1,928	2	6'-3"	1'-0"			
P1005	32	32	64	17'-7"	4,842	Str.					
P506	40	40	80	8'-6"	709	1	3'-0"	2'-8"	3'-0"		
P507	4	4	8	20'-0"	167	Str.					
P908	20	20	40	20'-0"	2,720	Str.					
P1009	4	4	8	10'-0"	344	Str.					
P910	4	4	8	7'-4"	199	2	4'-4"	3'-3"			
P911	4	4	8	7'-11"	215	2	4'-4"	3'-10"			
P612	4	4	8	13'-8"	164	Bent					

SOUTH BRIDGE 13,072 + 2,165 = 15,237

SPIRALS

MARK	No.	SIZE	LENGTH	CORE DIA.	PITCH	No. of TURNS	WEIGHT
SP401	8	4	15'-8"	32"	4½"	45	2,345
SP402	8	4	14'-4"	32"	4½"	41	2,165

REPLACEMENT BARS

MARK	No.	LENGTH	WEIGHT	TYPE
RE 400	1	5'-3"		Str.
RE 401	1	5'-3"		*
RE 500	1	5'-7"		Str.
RE 600	3	5'-11"		Str.
RE 700	2	6'-3"		Str.
RE 800	0	6'-6"		Str.
RE 900	1	6'-10"		Str.
RE 1000	1	7'-3"		Str.
RE 1100	0	7'-7"		Str.

NOTES:

All dimensions are out to out of the bar.

Bar Size is indicated in the bar mark. The first digit where three digits are used, and the first two where four are used, indicate the bar size number. For example, A700 is a No.7 size bar & A1014 is a No. 10 size.

The length shown in the bar list for the spiral bars is the distance from the top of the footing to the bottom of the pier cap.

The number of turns shown is the length divided by the pitch, plus 3 turns (total number of closed coils) expressed as the nearest whole number.

Spiral bars shall not have deformations but shall in other respects conform to Item S-4.

$1\frac{1}{2}$ closed coils shall be provided at the ends of each spiral unit.

Four steel channel, tee or angle spacers, weighing approximately 0.68 lbs. per lin ft, shall be provided for each spiral unit. They shall be equally spaced along the periphery of the coil. The number of pounds of spacers, based on 0.68 lbs. per lin. ft., will be paid for as reinforcing steel and is included in the tabulated quantity of spiral bars.

Replacement Bars: If reinforcing bars are fabricated from stock which has previously been tested and approved by the Ohio Testing Laboratory, test samples as provided in Sec. S-4.02 need not be furnished and replacement bars will not be required.

PREPARED BY
CAPITOL ENGINEERING ASSOCIATES, DILLSBURG, PA.
FOR

STATE OF OHIO
DEPARTMENT OF HIGHWAYS
DIVISION OF DESIGN AND CONSTRUCTION
BUREAU OF BRIDGES

REINFORCING BAR LIST
BRIDGE NO. LAK-2-1541 L & R
RELOC. S.R. 2 OVER ST. CLAIR STREET
LAKE COUNTY

STA. 714 + 41.90

DESIGNED	DRAWN	TRACED	CHECKED	REVIEWED DATE	REVISED
JZN	JZN				