

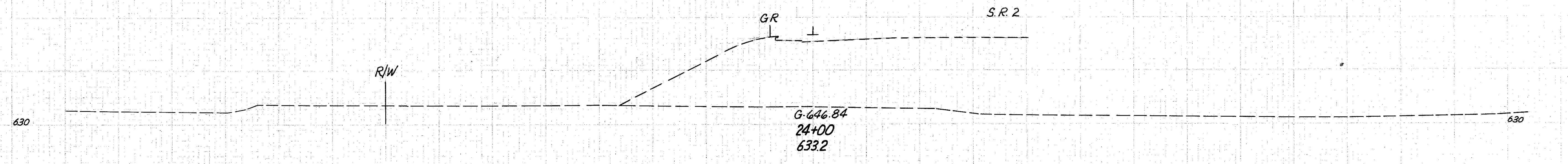
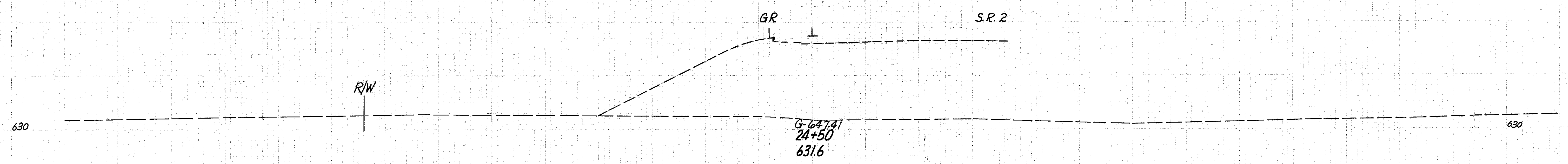
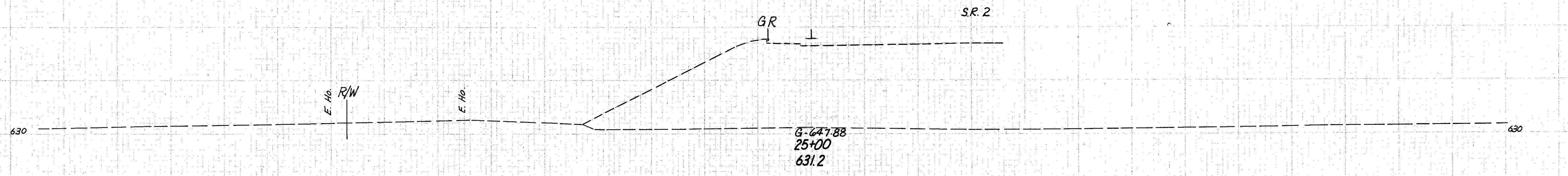
Seeding
End
Width
Sq.
Yds.

140 120 100 80 60 40 20 0 20 40 60 80 100

2	CHK	195	384
---	-----	-----	-----

LAKE COUNTY
LAK-2-14.22

End Area		Cu. Yds	
Cut	Fill	Cut	Fill



Ramp D-D Sta. 24+00 to Sta. 25+00