FED. RD. DIVISION	STATE	PROJECT	
2	OHIO		

349 / 379

LAKE COUNTY
SEC. LAK-2-10.35

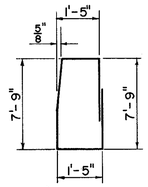

*A610

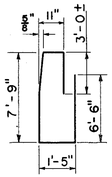

*A609

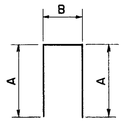

TYPE #1

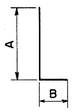

TYPE #2

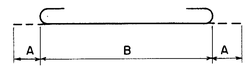

TYPE #3

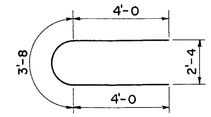

* P713

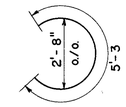

* RE401

REINFORCING STEEL LIST

ABUTMENTS

MARK	ABUT. #1	ABUT. #2	TOTAL	LENGTH	WEIGHT	TYPE	A	B	VARIES BY	No. of Eq.
A 401	37	42	79	6'-0"	317	1	2'-10"	6"		
A 402	17	22	39	4'-5"	115	1	1'-8"	1'-4"		
A 403	20	20	40	4'-3" 2'-9"	94	1	1'-7" 0'-10"	1'-4"	1"	4
A 404	7		7	21'-5"	100	Str.				
A 405	7		7	14'-7"	68	Str.				
A 406		4	4	16'-11"	45	Str.				
A 407		3	3	15'-5"	31	Str.				
A 408		4	4	24'-4"	65	Str.				
A 409		3	3	25'-10"	52	Str.				
A 501	28	40	68	7'-11"	561	1	3'-4"	1'-6"		
A 502	36	36	72	5'-11"	445	1	2'-4"	1'-6"		
A 503	30		30	21'-1"	658	Str.				
A 504	42		42	7'-6"	329	Str.				
A 505	38	60	98	6'-4"	645	Str.				
A 506	35	35	70	7'-11"	578	1	2'-4"	3'-6"		
A 507	3		3	30'-0"	94	Str.				
A 508	3		3	13'-0"	41	Str.				
A 509		1	1	31'-11"	33	Str.				
A 510		8	8	35'-4"	295	Str.				
A 511		5	5	33'-5"	174	Str.				
A 512		4	4	29'-9"	124	Str.				
A 513		8	8	26'-9"	223	Str.				
A 514		8	8	13'-7"	113	Str.				
A 515	8		8	16'-8"	139	Str.				
A 516	6		6	10'-2"	64	Str.				
A 517	4		4	21'-9"	91	Str.				
A 518		4	4	10'-1"	42	Str.				
A 519		8	8	5'-1"	42	Str.				
A 520	36	28	64	3'-6"	234	Str.				
A 521		4	4	30'-2"	126	Str.				
A 522		4	4	28'-6"	119	Str.				
A 523	4		4	7'-8"	32	Str.				
A 524	8		8	14'-9"	123	Str.				
A 525		4	4	24'-6"	102	Str.				
A 526		4	4	17'-1"	71	Str.				
A 527		8	8	4'-3"	35	Str.				
A 528		4	4	17'-6"	73	Str.				
A 529		58	58	7'-10"	474	Str.				
A 530	8		8	4'-0"	33	Str.				
A 531	48	56	104	6'-3"	678	Str.				
A 532		6	6	20'-2"	126	Str.				
A533	8	14	22	4'-6"	103	Str.				
A 601	20		20	23'-8"	711	Str.				
A 602		20	20	34'-6"	1,036	Str.				
A 603	76	118	194	10'-5"	3,035	1	2'-3"	6'-2"		
A 604	8		8	18'-9"	225	Str.				
A 605	8		8	12'-6"	150	Str.				
A 606		8	8	21'-6"	258	Str.				
A 607		8	8	15'-6"	186	Str.				
A 608	42	44	86	8'-5"	1,087	1	2'-3"	4'-2"		
A 609	19	28	47	19'-2"	1,353	*				
A 610	21	27	48	19'-8"	1,418	*				
A 801	19	39	58	8'-6"	1,316	Str.				
A 802	32		32	9'-11"	847	Str.				
A 803		24	24	10'-4"	662	Str.				
A1101	11		11	8'-5"	492	3	2'-2"	4'-1"		
A1102		10	10	11'-8"	620	3	2'-2"	7'-4"		
				TOTAL	21,303					

SUPERSTRUCTURE

MARK	No.	LENGTH	WEIGHT	TYPE	A	B	VARIES BY	No. of Eq.
S 401	624	2'-8"	1,113	1	6"	1'-10"		
S 402	1248	1'-8"	1,392	2	1'-3"	6"		
S 403	624	4'-4"	1,805	1	2'-0"	6"		
S 601	407	35'-8"	21,806	Str.				
S 602	23	6'-11" to 34'-5"	714	Str.			1'-3"	1
S 603	5	5'-8"	43	Str.				
S 604	58	6'-8" to 35'-2"	1,822	Str.			6"	1
S 605	6	6'-2"	56	Str.				
S 606	568	39'-0"	33,272	Str.				
S 607	62	8'-10" to 21'-4"	1,404	Str.			5"	2
S 608	78	4'0'-0"	4,686	Str.				
S 609	3	9'-3" to 10'-1"	44	Str.			5"	1
S 610	3	8'-3"	37	Str.				
S 611	9	8'-8"	117	Str.				
S 612	3	12'-1"	54	Str.				
S 613	9	12'-10" to 13'-5"	177	Str.			3½"	3
S 614	3	20'-1" to 20'-11"	92	Str.			5"	1
S 615	2	8'-10"	27	Str.				
S 616	2	21'-4"	64	Str.				
S 701	407	35'-8"	29,674	Str.				
S 702	23	6'-11" to 34'-5"	972	Str.			1'-3"	1
S 703	5	5'-8"	58	Str.				
S 704	58	6'-8" to 35'-2"	2,480	Str.			6"	1
S 705	6	6'-2"	76	Str.				
		TOTAL	101,985					

RAILING

R 401	68	16'-2"	To be included with Item S-14 for payment.	Str.				
R 402	4	15'-1"		Str.				
R 403	4	6'-10"		Str.				
R 404	68	16'-10"		Str.				
R 405	4	15'-10"		Str.				
R 406	4	7'-3"		Str.				
R 407	4	14'-5"		Str.				
R 408	4	21'-5"		Str.				
R 409	4	24'-2"		Str.				
R 410	4	16'-9"		Str.				

PIERS

MARK	PIER #1	PIER #2	PIER #3	TOTAL	LENGTH	WEIGHT	TYPE	A	B	VARIES BY	No. of Eq.
P 602	16	8	16	40	6'-10"	410	3	8"	5'-6"		
P 1003	16	16	16	48	6'-10"	1,411	2	6'-1"	1'-0"		
P 1104	24	12	24	60	7'-1"	2,257	2	6'-5"	1'-0"		
P 1105	16	16	16	48	17'-3"	3,563	Str.				
P 1106	24	24	24	72	17'-3"	6,599	Str.				
P 807	6			6	15'-9"	252	Str.				
P 908	6			6	28'-9"	586	Str.				
P 809	4			4	10'-0"	107	2	4'-6"	5'-6"		
P 910	4			4	8'-10"	120	2	3'-3"	5'-10"		
P 1011	4			4	36'-0"	620	Str.				
P 1012	2			2	25'-0"	215	Str.				
P 713	6	6	6	18	11'-8"	429	*				
P 514	2			2	36'-0"	75	Str.				
P 515	24	28	36	88	8'-11"	818	1	3'-3"	2'-8"		
P 516	18	30	28	76	7'-11"	628	1	2'-9"	2'-8"		
P 817		6		6	17'-0"	272	Str.				
P 918		6		6	31'-3"	638	Str.				
P 919		4	4	8	10'-5"	283	2	4'-10"	5'-10"		
P1020		4	4	8	9'-3"	318	2	3'-3"	6'-0"		
P1121		4		4	40'-0"	850	Str.				
P1122		2		2	29'-0"	308	Str.				
P 523		2		2	40'-0"	83	Str.				
P 824			6	6	19'-0"	304	Str.				
P 925			6	6	35'-3"	719	Str.				
P 1126			8	8	25'-0"	1063	Str.				
P 1127			2	2	35'-0"	372	Str.				
P 528			4	4	25'-0"	104	Str.				
P701	66	57	66	189	10'-2"	3,929	3	10"	8'-6"		
					TOTAL	27,333					
					SPIRALS	3,214					
						30,547					

SPIRALS

MARK	No.	SIZE	LENGTH	CORE DIA.	PITCH	No. of TURNS	WEIGHT
SP 401	4	4	14'-1½"	32"	4½"	41	1070
SP 402	4	4	14'-3½"	32"	4½"	41	1073
SP 403	4	4	14'-1⅞"	32"	4½"	41	1071
						TOTAL	3,214

REPLACEMENT BARS

MARK	No.	LENGTH	WEIGHT	TYPE
RE 400	1	5'-3		Str.
RE 401	1	5'-3		*
RE 500	1	5'-7		Str.
RE 600	4	5'-11		Str.
RE 700	2	6'-3		Str.
RE 800	1	6'-6		Str.
RE 900	1	6'-10		Str.
RE 1000	1	7'-3		Str.
RE 1100	1	7'-7		Str.

NOTES:

All dimensions are out to out of the bar.

Bar Size is indicated in the bar mark. The first digit where three digits are used, and the first two where four are used, indicate the bar size number. For example, A700 is a No. 7 size bar & A1014 is a No. 10 size.

The length shown in the bar list for the spiral bars is the distance from the top of the footing to the bottom of the cap.

The number of turns shown is the length divided by the pitch, plus 3 turns (total number of closed coils) expressed as the nearest whole number.

Spiral bars shall not have deformations but shall in other respects conform to Item S-4.

1½ closed coils shall be provided at the ends of each spiral unit.

Four steel channel, tee or angle spacers, weighing approximately 0.68 lbs. per lin. ft., shall be provided for each spiral unit. They shall be equally spaced along the periphery of the coil. The number of pounds of spacers, based on 0.68 lbs. per lin. ft., will be paid for as reinforcing steel and is included in the tabulated quantity of spiral bars.

Replacement Bars: If reinforcing bars are fabricated from stock which has previously been tested and approved by the Ohio Testing Laboratory, test samples as provided in Sec. S-4.02 need not be furnished and replacement bars will not be required.

JUL 1 1985

SEC. L-33

PREPARED BY
CAPITOL ENGINEERING ASSOCIATES, DILLSBURG, PA.
FOR

STATE OF OHIO
DEPARTMENT OF HIGHWAYS
DIVISION OF DESIGN AND CONSTRUCTION
BUREAU OF BRIDGES

REINFORCING BAR LIST
BRIDGE NO. LAK-2-1350
RELOC. S.R.2 UNDER S.R. 44-RAMP G
LAKE COUNTY
STA. 613 + 25.24

DESIGNED	DRAWN	TRACED	CHECKED	REVISED	DATE	REVISED 3-31-80