STATION ST. / CARPENTER DR. & CENTER STREET SIGNAL SUPPORT DETAILS

CALC. BY L.M.L. DATE APRIL '88	LAKE COUNTY
CHKD. BY M.P.C. DATE APRIL '88	LAK – 615 – 03.88

OHIO — FHWA REGION 5 — 35/63

1	POLE No.	
3	DESIGN No.	
23'	POLE HT.	
41+39	STATION	
40'R	OFFSET	
35'	L (FT)	
22'	L1 (FT)	
12'	L2 (FT)	
665.67	ELEVATION – A	
.	ELEVATION – B	
665.9	ELEVATION – C	
	ORIENTATION ANGLES	
0°	MAST ARM A ORIENTATION ANGLE (DEGS)	
–	MAST ARM B	
–	CABLE ENTRANCE (12" FROM TOP)	
135°	PEDESTRIAN SIGNAL (2½" BLIND COUPLING, 8' FROM BOTTOM OF POLE)	
		PEDESTRIAN PUSHBUTTON
270°	X	3'–6" FROM BOTTOM OF POLE
180°	HANDHOLE	
–	2" CAPPED CONDUIT ELL (FUTURE USE)	

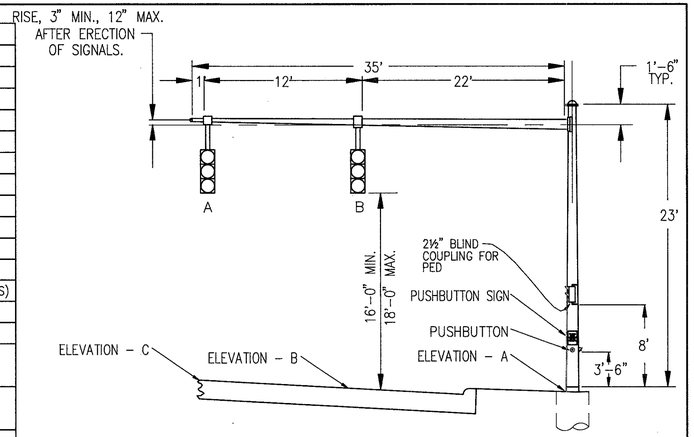

STA. 41+39, 40'RT.
TC–81.20 DESIGN No. 3

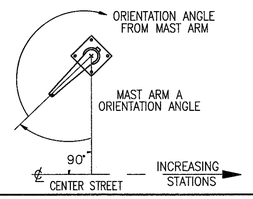

X–X
PUSHBUTTON SIGN
12" X 9"

P1 SIGNAL SUPPORT DETAIL

2	POLE No.	
3	DESIGN No.	
23'	POLE HT.	
40+60	STATION	
44'R	OFFSET	
36'	L (FT)	
24'	L1 (FT)	
11'	L2 (FT)	
665.57	ELEVATION – A	
.	ELEVATION – B	
665.9	ELEVATION – C	
	CRIENTATION ANGLES	
90°	MAST ARM A ORIENTATION ANGLE (DEGS)	
–	MAST ARM B	
–	CABLE ENTRANCE (12" FROM TOP)	
135°	PEDESTRIAN SIGNAL (2½" BLIND COUPLING, 8' FROM BOTTOM OF POLE)	
0°	X	PEDESTRIAN PUSHBUTTON
270°	Y	3'–6" FROM BOTTOM OF POLE
180°	HANDHOLE	
–	2" CAPPED CONDUIT ELL (FUTURE USE)	

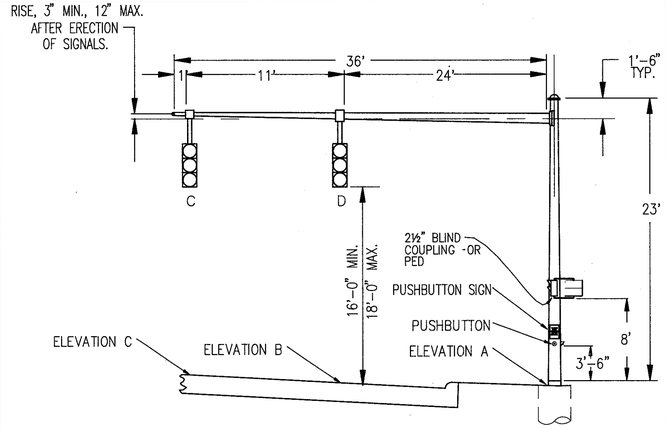

STA. 40+60, 44'RT.
TC–81.20 DESIGN No.3

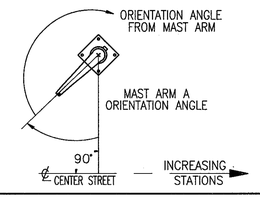

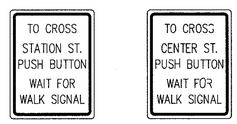

X–X
PUSHBUTTON SIGN
12" X 9"

Y–Y
PUSHBUTTON SIGN
12" X 9"

P2 SIGNAL SUPPORT DETAIL

3	POLE No.	
3	DESIGN No.	
23'	POLE HT.	
40+62	STATION	
39'L	OFFSET	
35'	L (FT)	
21'	L1 (FT)	
13'	L2 (FT)	
665.37	ELEVATION – A	
.	ELEVATION – B	
665.9	ELEVATION – C	
	ORIENTATION ANGLES	
0°	MAST ARM A ORIENTATION ANGLE (DEGS)	
–	MAST ARM B	
–	CABLE ENTRANCE (12" FROM TOP)	
135°	PEDESTRIAN SIGNAL (2½" BLIND COUPLING, 8' FROM BOTTOM OF POLE)	
0°	Y	PEDESTRIAN PUSHBUTTON
270°	Z	3'–6" FROM BOTTOM OF POLE
180°	HANDHOLE	
–	2" CAPPED CONDUIT ELL (FUTURE USE)	

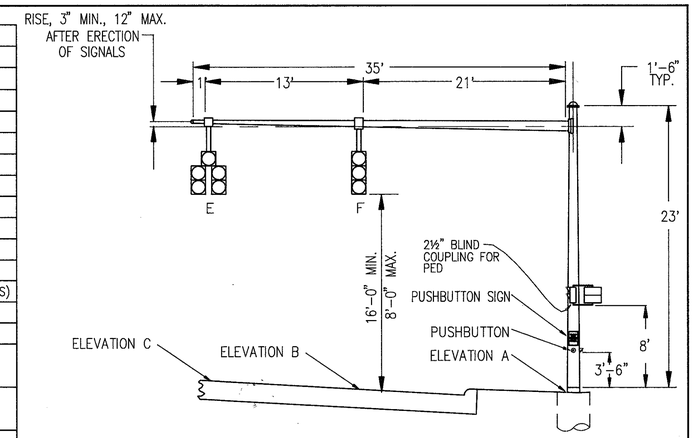

STA. 40+62, 39'LT.
TC–81.20 DESIGN No.3

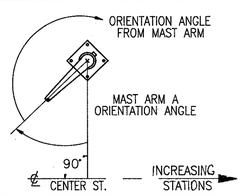

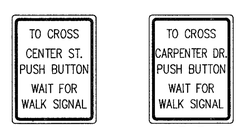

Y–Y
PUSHBUTTON SIGN
12" X 9"

Z–Z
PUSHBUTTON SIGN
12" X 9"

P3 SIGNAL SUPPORT DETAIL

4	POLE No.	
3	DESIGN No.	
23'	POLE HT.	
41+34	STATION	
41'L	OFFSET	
34'	L (FT)	
20'	L1 (FT)	
13'	L2 (FT)	
665.38	ELE ATION – A	
.	ELEVATION – B	
665.9	ELEVATION – C	
	ORIENTATION ANGLES	
90°	MAST ARM A ORIENTATION ANGLE (DEGS)	
–	MAST ARM B	
–	CABLE ENTRANCE (12" FROM TOP)	
135°	PEDESTRIAN SIGNAL (2½" BLIND COUPLING, 8' FROM BOTTOM OF POLE)	
		PEDESTRIAN PUSHBUTTON
0°	Z	3'–6" FROM BOTTOM OF POLE
180°	HANDHOLE	
–	2" CAPPED CONDUIT ELL (FUTURE USE)	

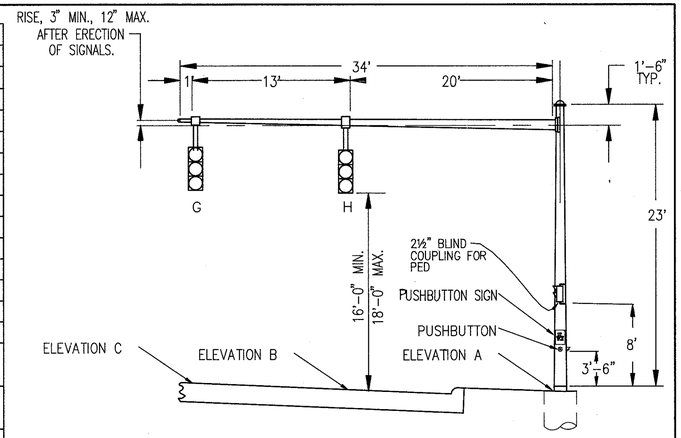

STA. 41+34, 41'LT.
TC–81.20 DESIGN No.3

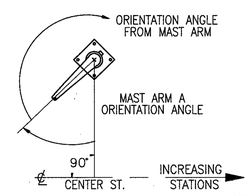

Z–Z
PUSHBUTTON SIGN
12" X 9"

P4 SIGNAL SUPPORT DETAIL