FED. RD. DIVISION	STATE	PROJECT	
2	OHIO		

LAK-2-0.02

133
141

NOTES:

OUTLINES

ALL OUTLINES SHALL BE TWO INCHES WIDE UNLESS SHOWN OTHERWISE ON THE LAYOUT.

CORNER RADIUS

CORNER RADIUS SHALL BE GOVERNED BY THE HORIZONTAL WIDTH DIMENSION OR THE VERTICAL DIMENSION OF THE SIGN, WHICHEVER IS SMALLER UP TO 2½' USE 3" CORNER RADIUS, 3' TO 4½' USE 6" CORNER RADIUS, 5' TO 6½' USE 9" CORNER RADIUS, 7' AND UP USE 12" CORNER RADIUS.

ARROWS

ALL DIAGONAL ARROWS SHALL BE PLACED AT 45° UNLESS SPECIFIED OTHERWISE ON THE LAYOUT. DETAILS OF ARROWS A-1, B-1, C-1, A-5, B-5, C-5, ETC. ARE SHOWN ON SIGN DESIGN SHEET 1A.

MARKERS

DETAILS OF ROUTE MARKERS SUCH AS M-1C-36-2, M-2C-36-2, M-5C-36-2, ETC. ARE SHOWN ON THE SIGN DESIGN SHEETS HAVING THE CORRESPONDING CODE NUMBERS.

LETTERING

LETTERING SHOWN AS "U.C." AND "L.C." INDICATES "UPPER CASE INTERSTATE" AND "LOWER CASE INTERSTATE" RESPECTIVELY. LETTERING SHOWN AS "E" INDICATES "E SERIES".

DIMENSIONING

DIMENSIONING SUCH AS A ⟵21⟶ ⟵4⟶ B SHALL BE INTERPRETED AS BEING ACCUMULATIVE, THE DISTANCE FROM POINT A TO POINT B, IN THIS EXAMPLE, BEING 25 INCHES. ALL DIMENSIONS GIVEN ON THE LAYOUTS ARE IN INCHES UNLESS OTHERWISE SHOWN.

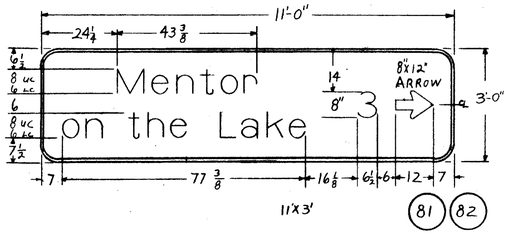

(81) (82)

DOES NOT APPLY (83)

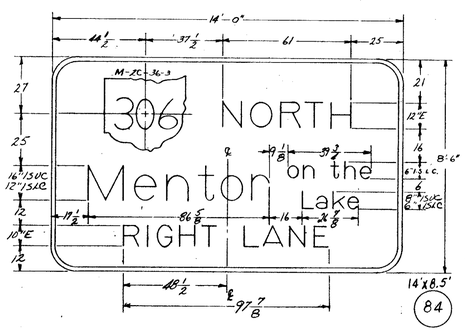

(84)

SEE SIGN DESIGN SHEET GH (85)

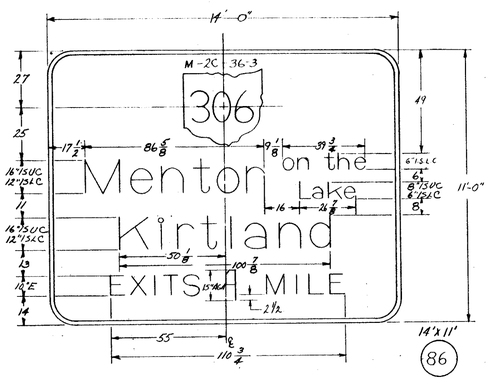

(86)

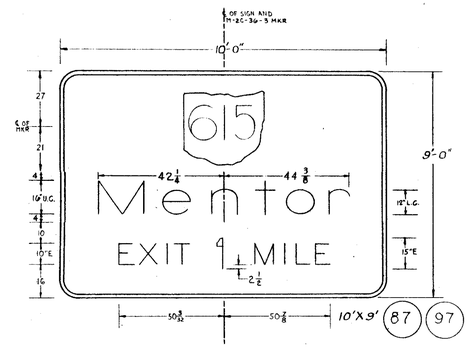

(87) (97)

DOES NOT APPLY (88)



(89) (94)

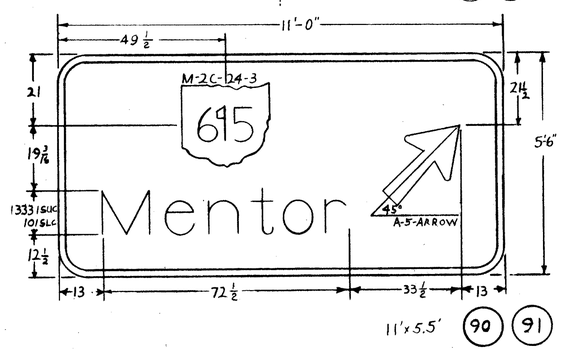

(90) (91)

SEE DESIGN NO. 90 (91)

							N		O		R		T		H									15"E
							11.50		5.25		12.50		5.25		11.50		3.37		10.75		4.75		11.50	LENGTH
																								76 3/8

DOES NOT APPLY (92)

SEE SIGN DESIGN SHEET D-4-1 (93)

SEE DESIGN NO. 89 (94)

SEE SIGN DESIGN SHEET GH (95)

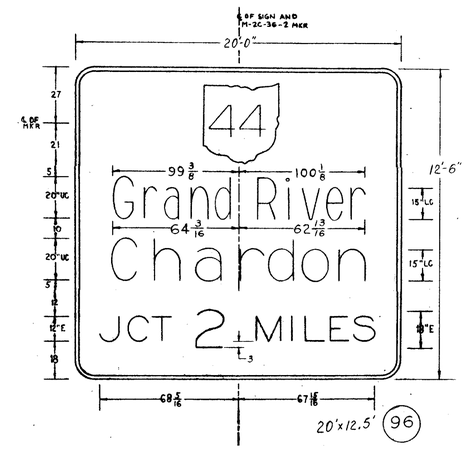

(96)

SEE DESIGN NO. 87 (97)

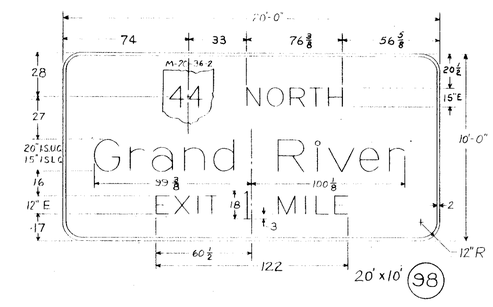

(98)

							M		e		n		t		o		r							8"UC
							8.37		2.75		5.13		2.50		5.12		2.25		3.75		1.88		5.12	6"LC
																								LENGTH
																								43 3/8
o		n					t		h		e				l		a		k		e			8"UC
5.12		2.38		5.12		8.25		3.75		2.50		5.13		2.37		5.13		10.75		5.12		1.63		5.12	6"LC
																								LENGTH
																								77 3/8

							N		O		R		T		H									12"E
							9.25		4.25		10.00		4.25		9.12		2.63		8.37		3.88		9.25	LENGTH
																								61
							M		e		n		t		o		r*							16"UC
							16.62		5.50		10.25		5.00		10.13		4.50		7.50		3.62		10.38	12"LC
																								LENGTH
																								86 3/8
			r*						o		n				t		h		e					8"UC
							9.12		5.13		2.37		5.13				8.25				3.75		2.50	6"LC
																								LENGTH
																								39 3/4
							r*						L		a		k		e					8"UC
											16.00		5.12		1.63		5.12		3.00		5.13		1.75	6"LC
																								LENGTH
																								26 7/8
R		I		G		H		T					L		A		N		E					10"E
7.37		3.50		2.13		3.50		7.37		3.63		7.37		3.25		6.75		13.25		6.75		2.00		9.00	LENGTH
																								97 7/8
	K		i		r		t		l		a		n		d									16"UC
	13.50		4.62		3.25		3.25		2.75		7.50		5.00		3.25		4.87		10.38		6.13		10.12	12"LC
																								LENGTH
																								100 7/8
E		X		I		T		S		1		M		I		L		E						10"E
6.75		2.50		7.62		3.38		6.75		2.25		7.38		13.12		4.88		14.50		8.50		4.50		2.12	15"(1)
																								LENGTH
																								110 3/4
							M		e		n		t		o		r							16"UC
							16.62		5.50		10.25		5.00		10.13		4.50		7.50		3.62		10.38	12"LC
																								LENGTH
																								86 3/8
E		X		I		T				1			M		I		L		E					10"E
6.75		2.50		7.62		3.38		6.75				13.00		4.88		14.50		8.50		4.50		2.12		4.50	15"E(1)
																								LENGTH
																								101
							M		E		n		t		o		r							13.33"UC
							13.88		4.62		8.63		4.25		8.50		3.75		6.37		3.00		8.63	10"LC
																								LENGTH
																								72 1/2
G		r		a		n		d					R		i		v		e		r			20"UC
16.00		6.75		10.37		3.88		12.87		6.00		12.88				28.25		16.62		6.50		4.00		5.50	15"LC
																								LENGTH
																								199 1/2
							C		h		a		r		d		o		n					20"UC
							16.00		6.75		12.87		6.00		12.88		7.63		10.37		3.88		12.87	15"LC
																								LENGTH
																								127
J		C		T				2					M		I		L		E		S			12"E
9.13		4.25		9.00		2.75		8.37				13.87				17.00		10.50		5.38		2.50		5.37	18"E(2)
																								LENGTH
																								136 1/4
E		X		I		T				1					M		I		L		E			12"E
8.38		3.00		9.12		4.13		2.50		3.87		8.37		15.63		5.37		17.38		10.50		5.37		2.50	18"E(1)
																								LENGTH
																								122
																								5.38
																								8.37
																								3.75
																								8.38