FED. RD. DIVISION	STATE	PROJECT	
2	OHIO		

LAK-2 -0.02

130/141

NOTES:

OUTLINES

ALL OUTLINES SHALL BE TWO INCHES WIDE UNLESS SHOWN OTHERWISE ON THE LAYOUT.

CORNER RADIUS

CORNER RADIUS SHALL BE GOVERNED BY THE HORIZONTAL WIDTH DIMENSION OR THE VERTICAL DIMENSION OF THE SIGN, WHICHEVER IS SMALLER:
- UP TO 2½' USE 3" CORNER RADIUS,
- 3' TO 4½' USE 6" CORNER RADIUS,
- 5' TO 6½' USE 9" CORNER RADIUS,
- 7' AND UP USE 12" CORNER RADIUS.

ARROWS

ALL DIAGONAL ARROWS SHALL BE PLACED AT 45° UNLESS SPECIFIED OTHERWISE ON THE LAYOUT. DETAILS OF ARROWS A-1, B-1, C-1, A-5, B-5, C-5, ETC. ARE SHOWN ON SIGN DESIGN SHEET 1A.

MARKERS

DETAILS OF ROUTE MARKERS SUCH AS M-1C-36-2, M-2C-36-2, M-5C-36-2, ETC. ARE SHOWN ON THE SIGN DESIGN SHEETS HAVING THE CORRESPONDING CODE NUMBERS.

LETTERING

LETTERING SHOWN AS "U.C." AND "L.C." INDICATES "UPPER CASE INTERSTATE" AND "LOWER CASE INTERSTATE" RESPECTIVELY. LETTERING SHOWN AS "E" INDICATES "E SERIES".

DIMENSIONING

DIMENSIONING SUCH AS A ⊢21⟶•4⊣ B SHALL BE INTERPRETED AS BEING ACCUMULATIVE, THE DISTANCE FROM POINT A TO POINT B, IN THIS EXAMPLE, BEING 25 INCHES. ALL DIMENSIONS GIVEN ON THE LAYOUTS ARE IN INCHES UNLESS OTHERWISE SHOWN.

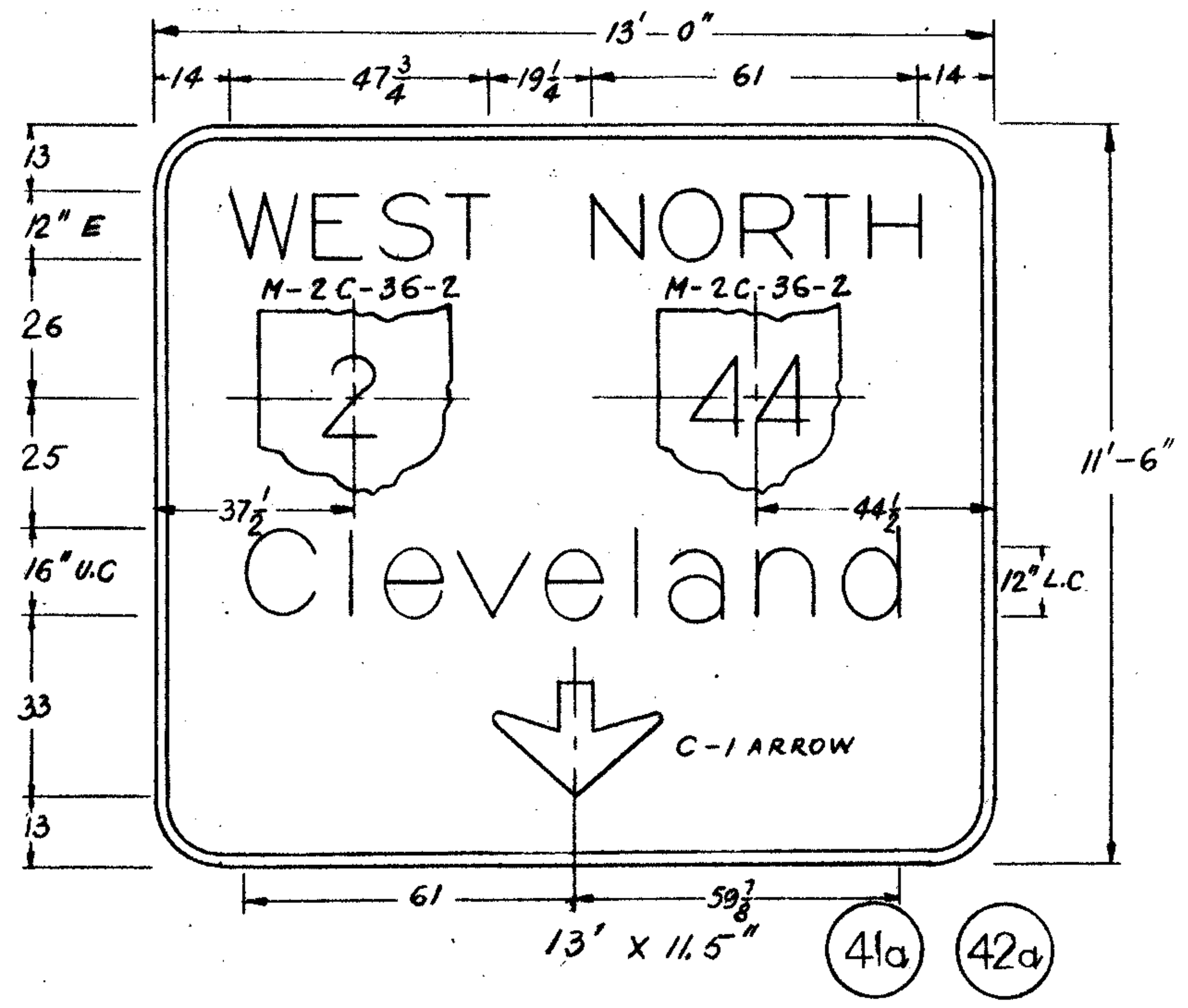

13' X 11.5" (41a) (42a)

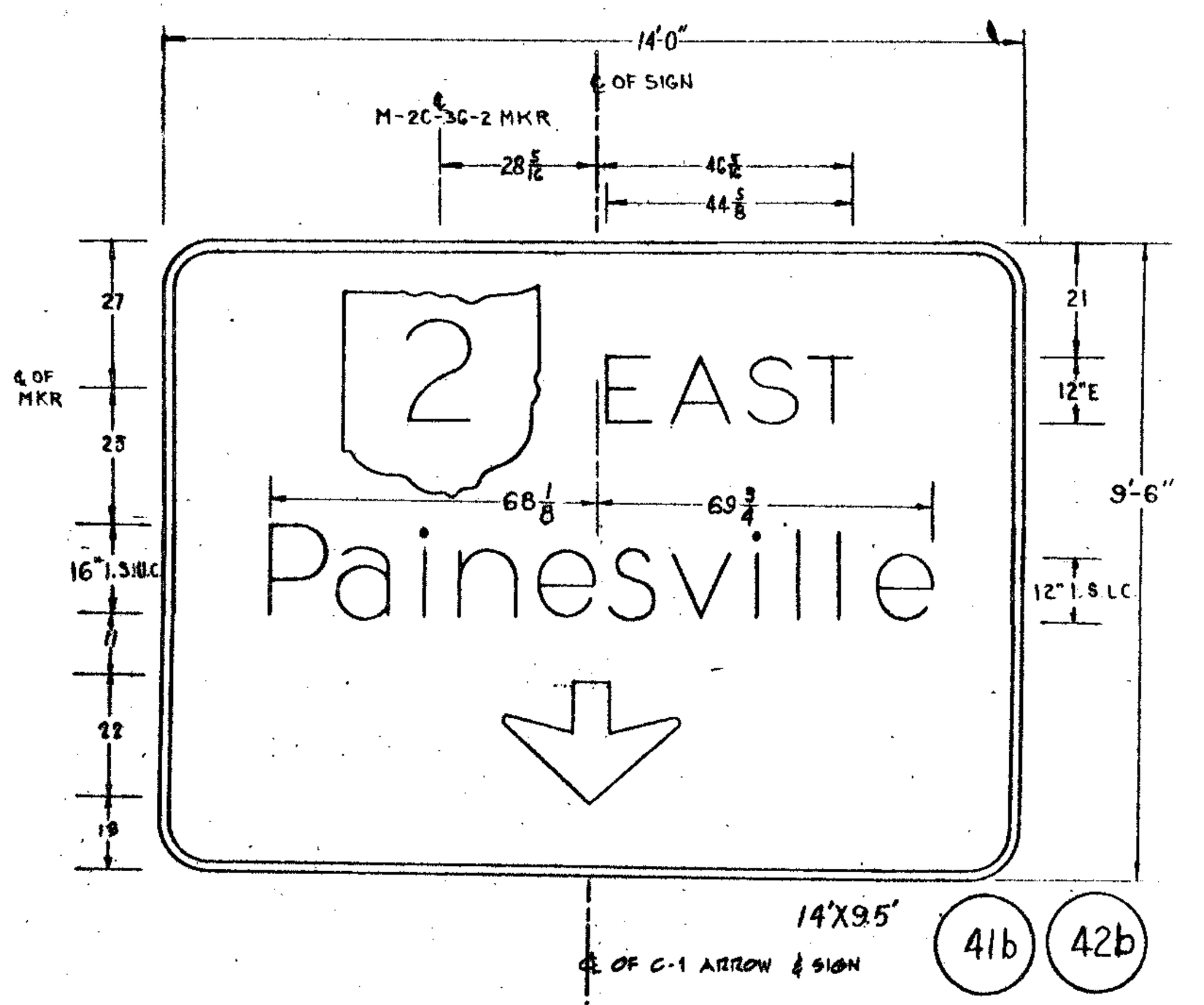

14'X9.5' (41b) (42b)

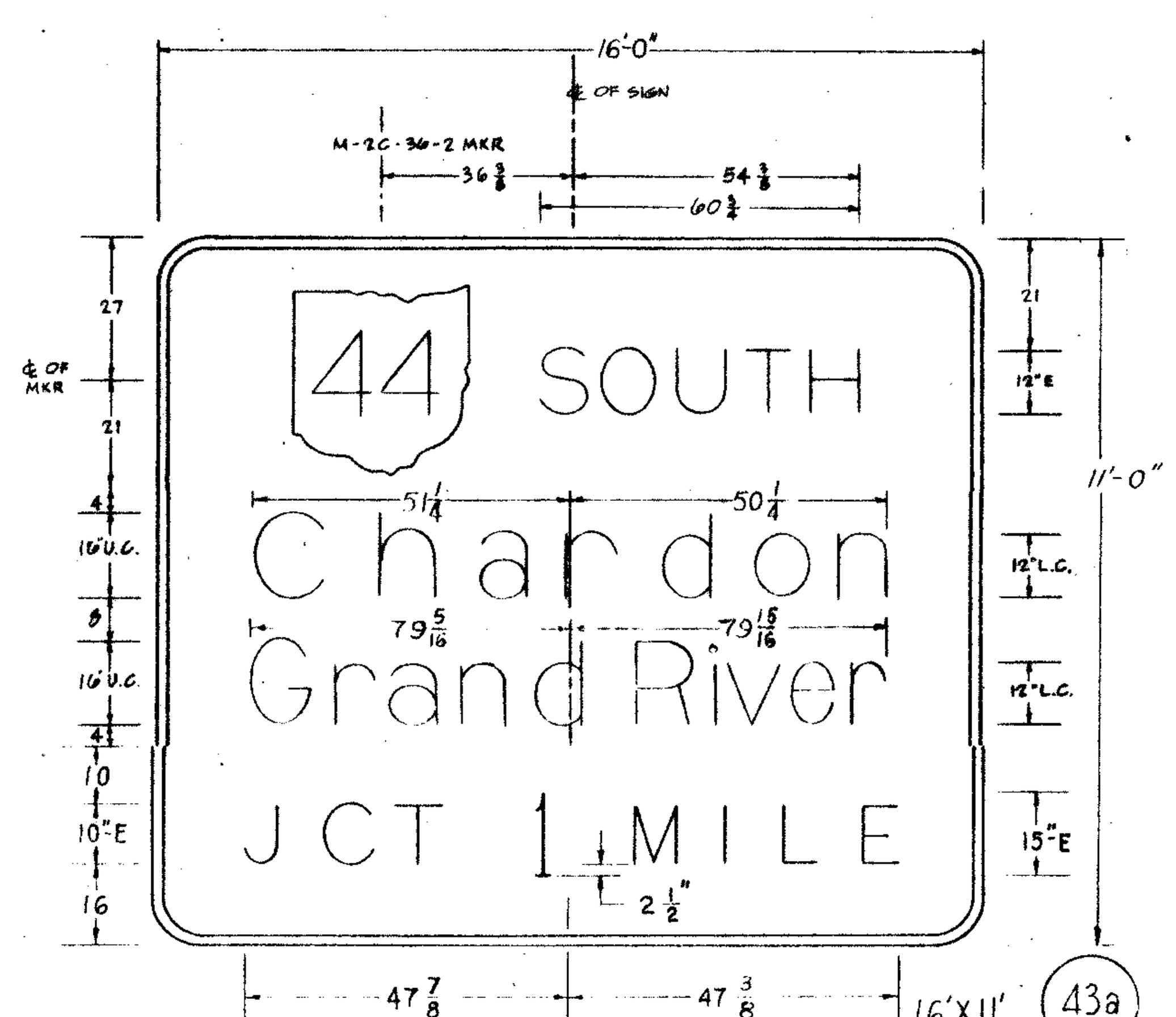

16'X11' (43a)

SEE DESIGN NO. 41a (42a)

SEE DESIGN NO. 41b (42b)

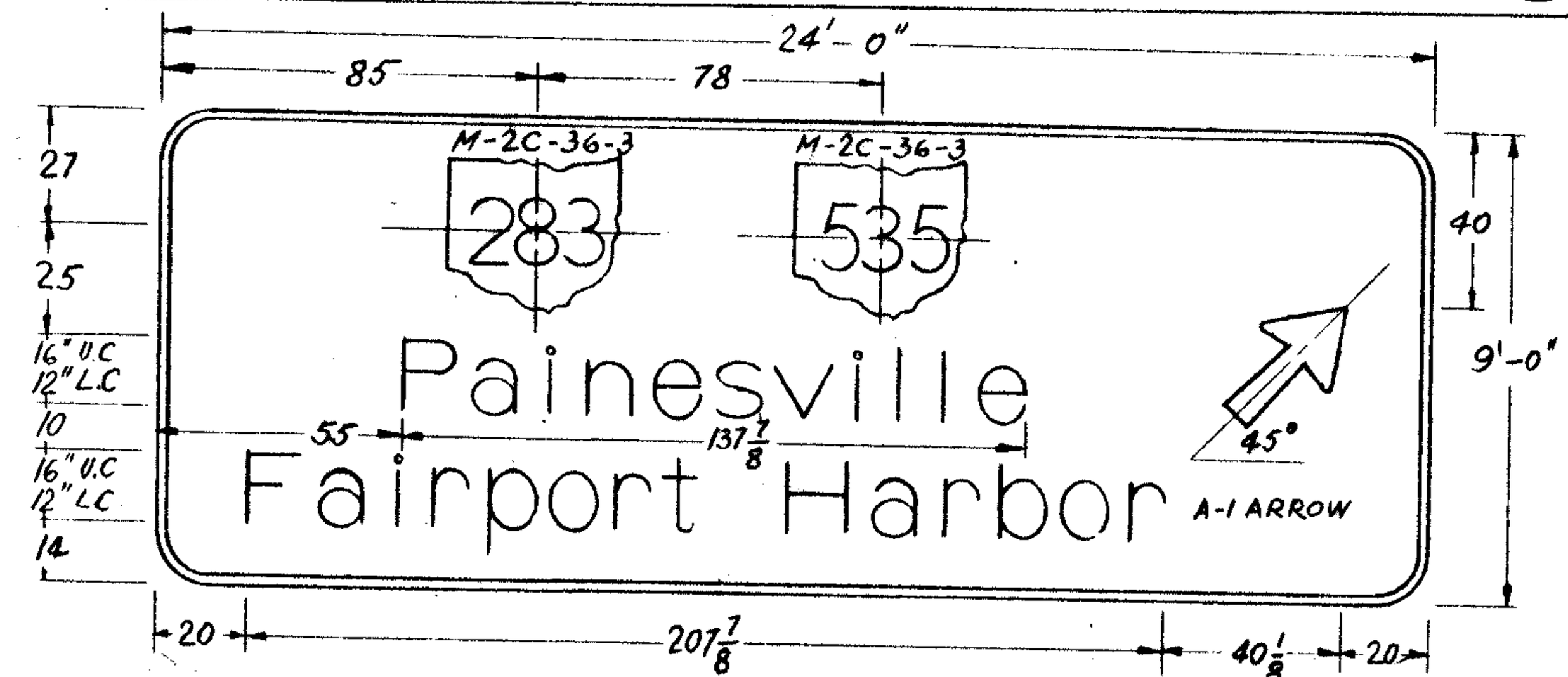

24' x 9' (43b)

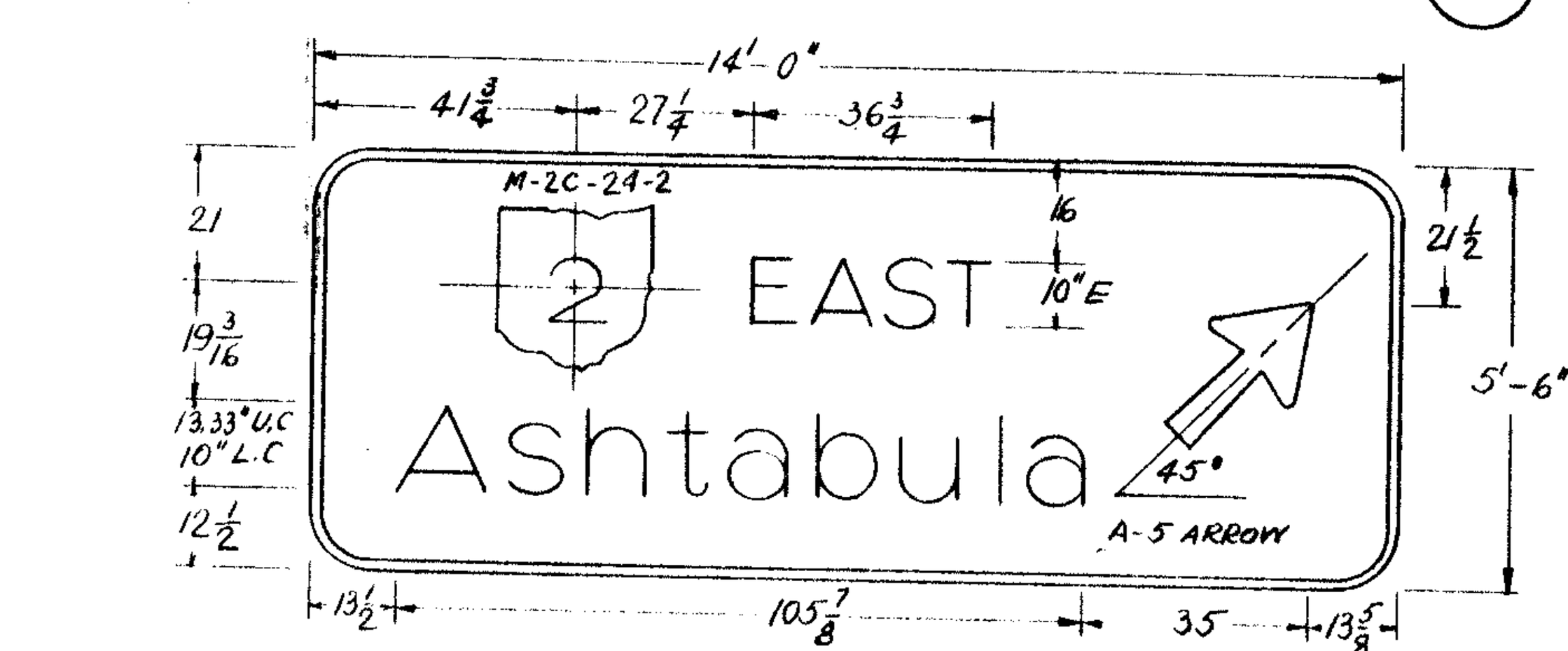

14' x 5.5' (44b)

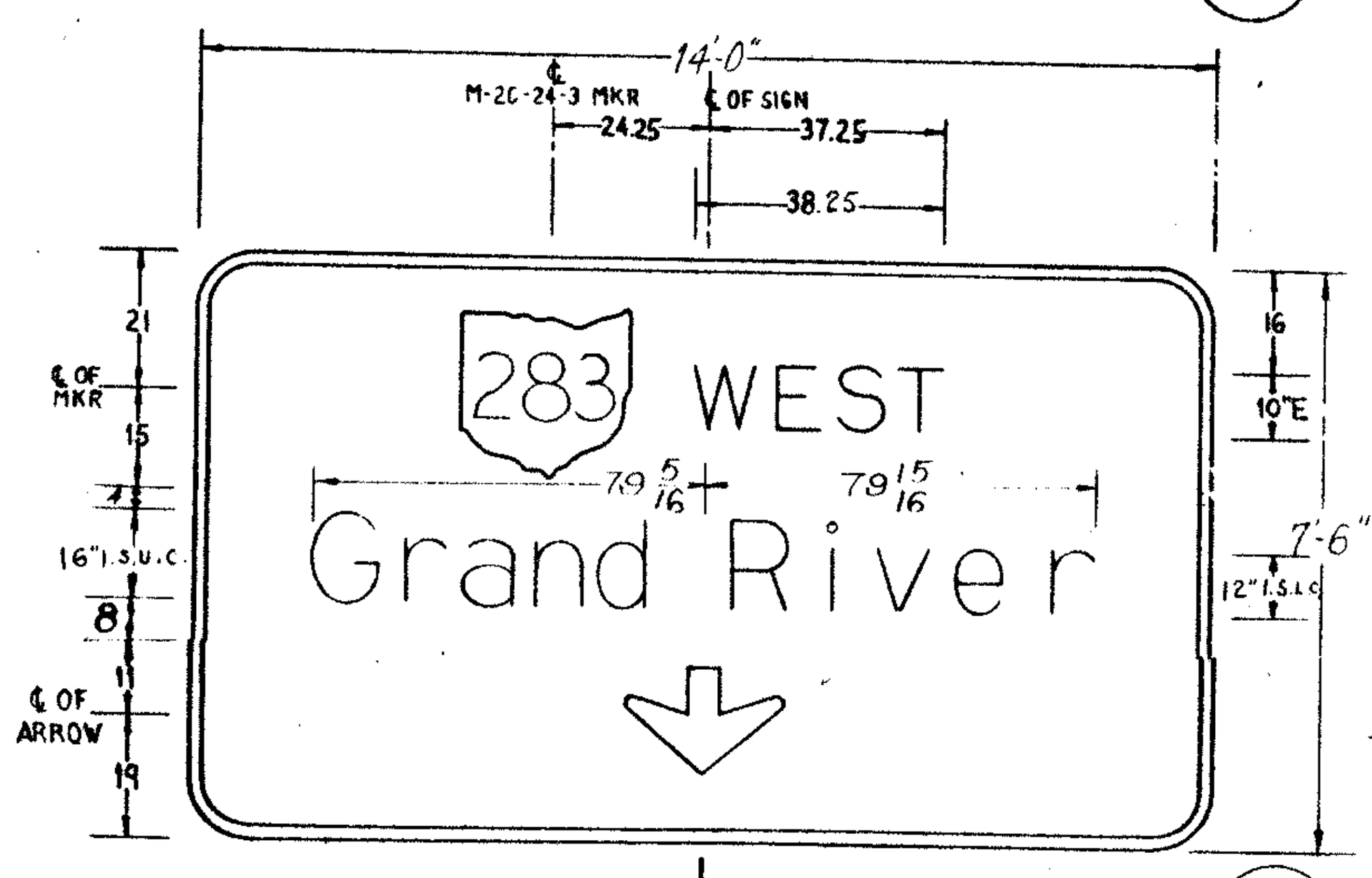

℄ OF G5 ARROW 14'x7.5' (45a)

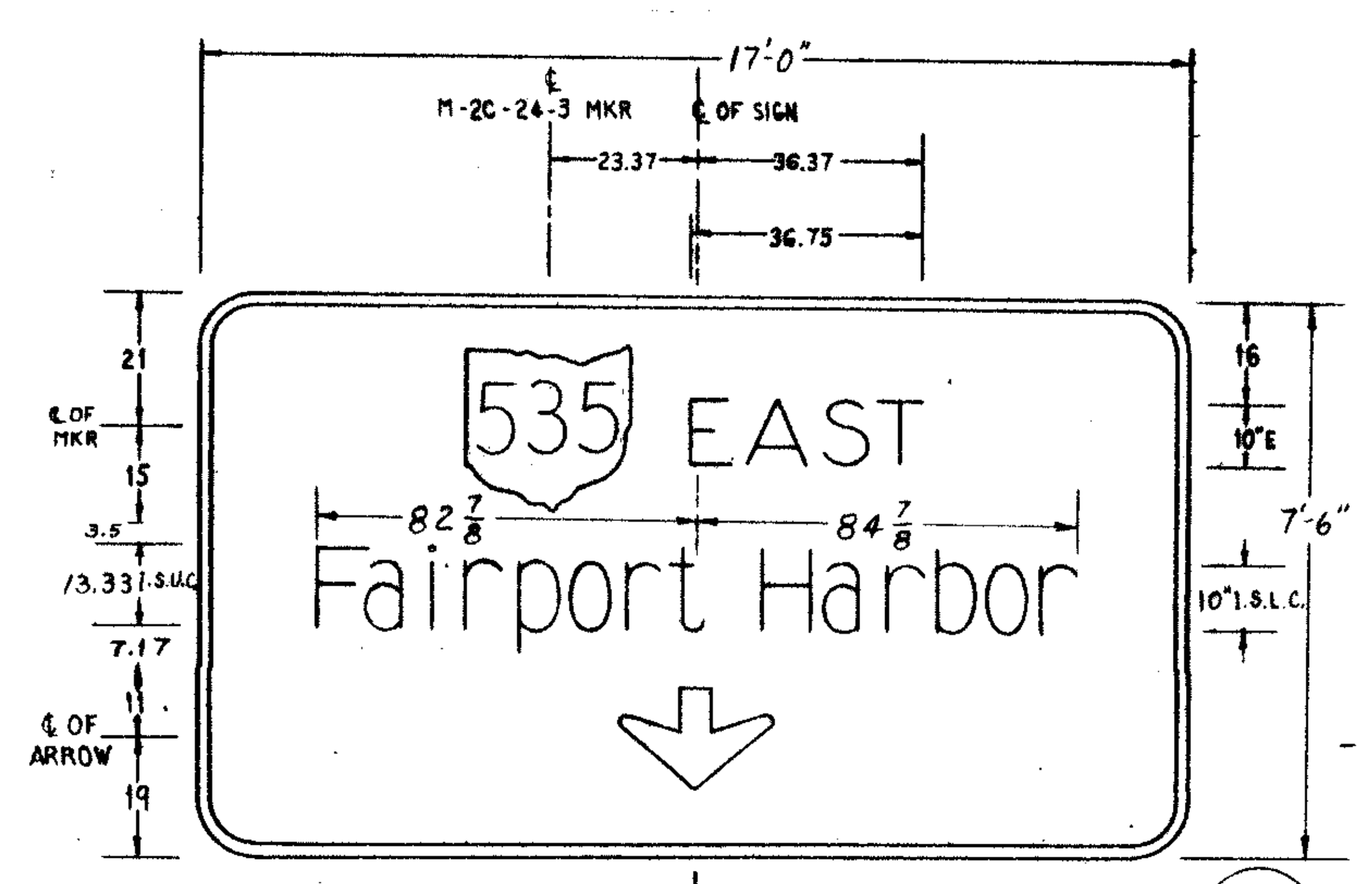

℄ OF G5 ARROW 17'x7.5' (45b)

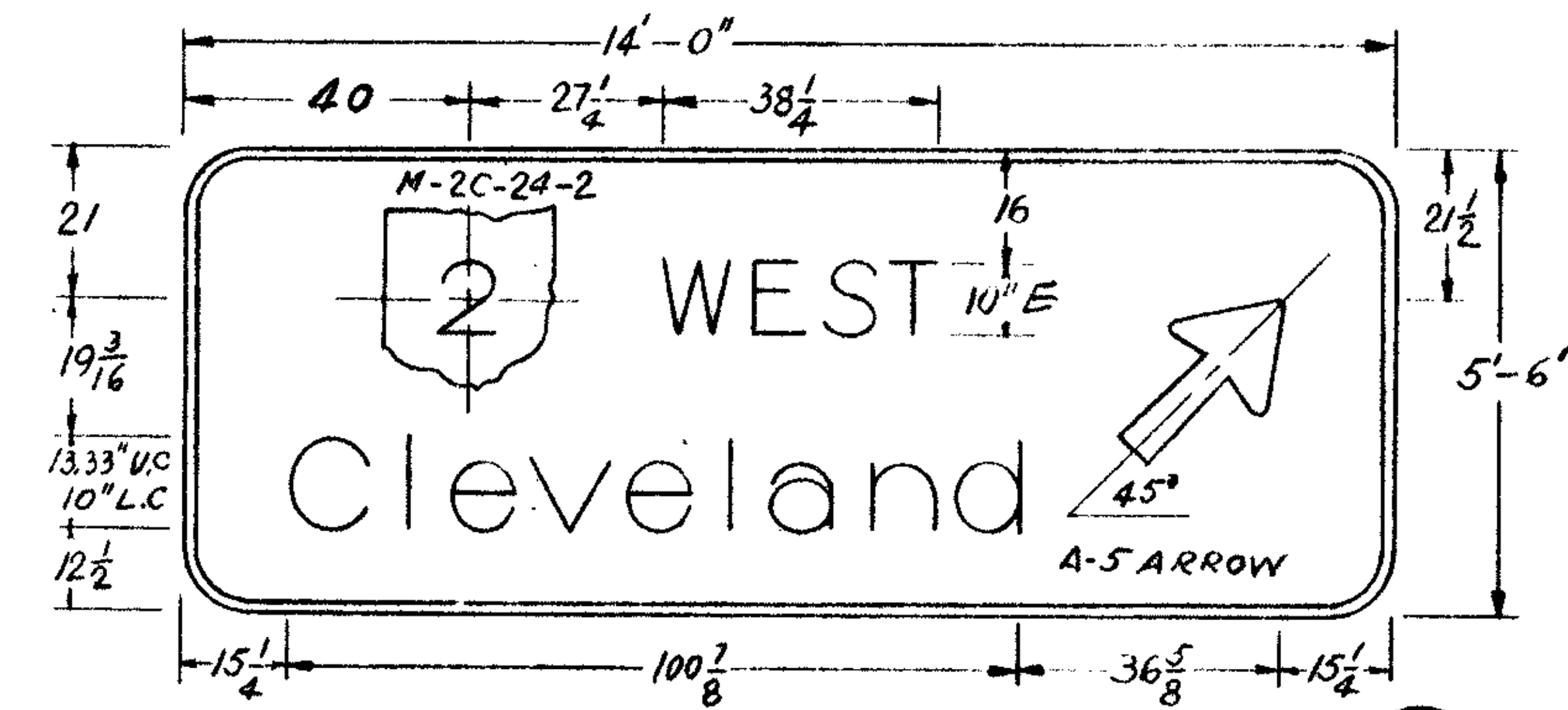

14' x 5.5' (45c)

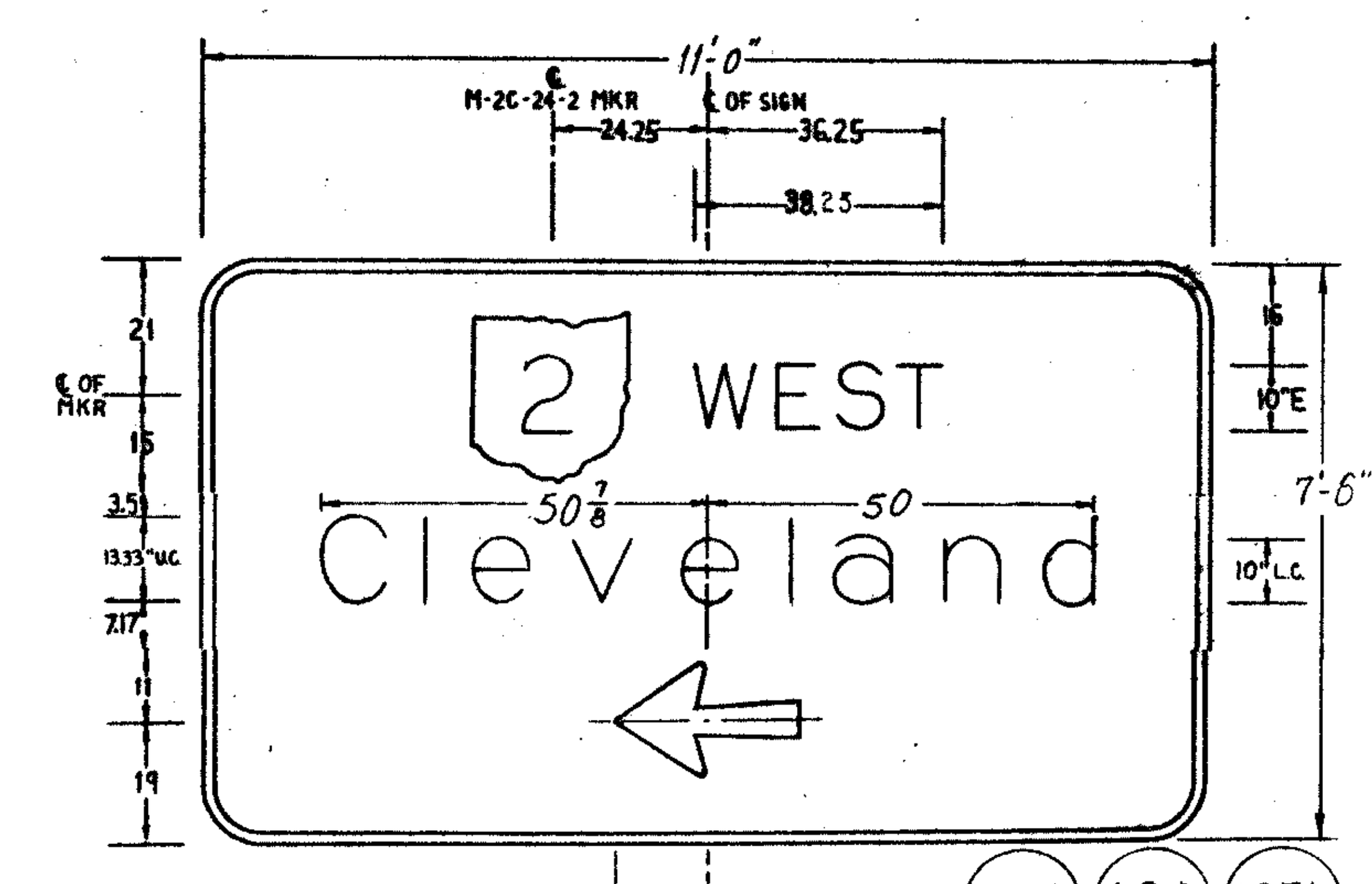

A-5 ARROW 11'x7.5' (46) (131) (137b)

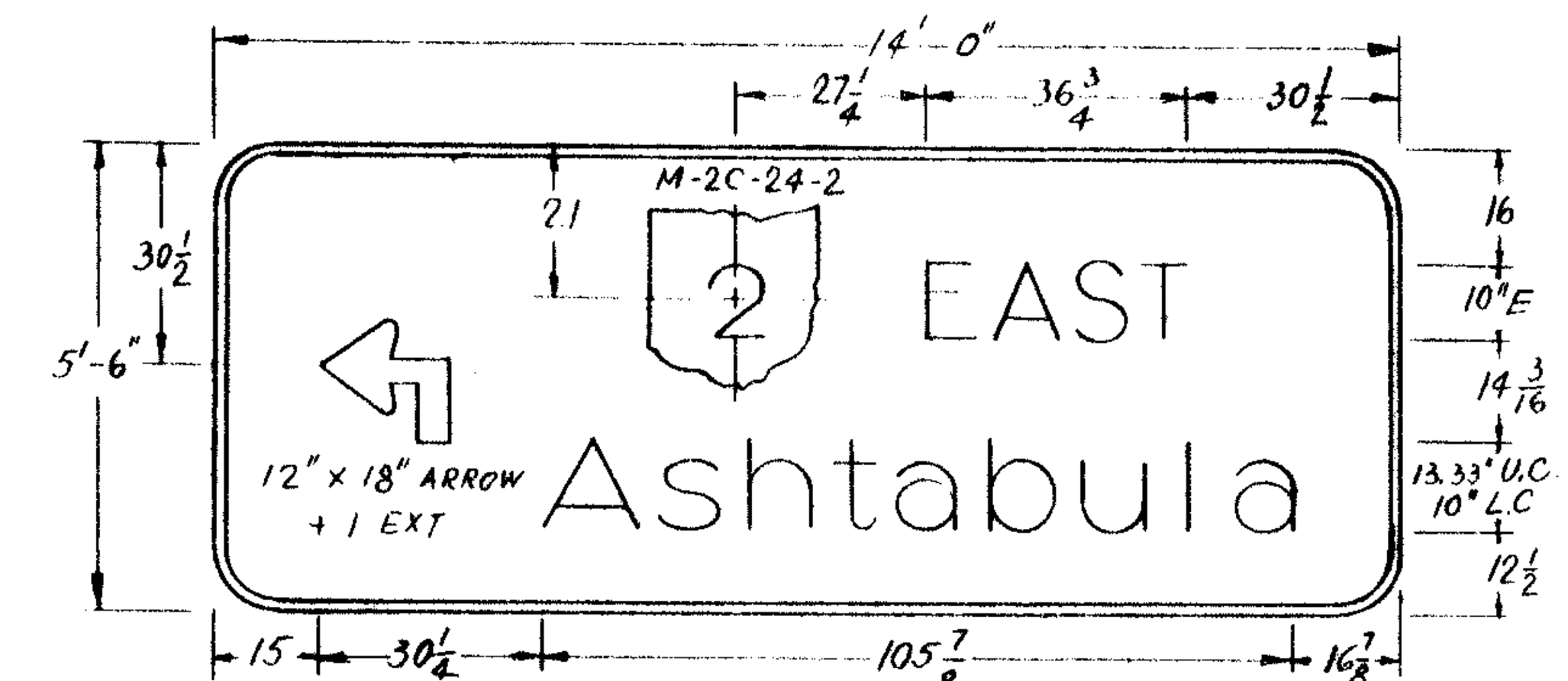

14' x 5.5' (47)

SEE DESIGN NO. 5a (44a)

W		E		S		T	12"E
12.25	4.12	8.37	3.12	9.12	2.37	8.37	LENGTH 47 3/4

N		O		R		T	H	12"E
9.25	4.25	10.00	4.25	9.12	2.63	8.37	3.88	LENGTH 61

C		l		e		v		e		l		a		n		d	16"UC 12"LC
12.75	5.38	3.25	4.88	10.25	3.37	12.75	3.12	10.25	5.00	3.25	4.88	10.38	6.13	10.12	4.88	10.25	LENGTH 120 7/8

E		A		S		T	12"E
8.38	3.00	10.50	2.88	9.12	2.38	8.37	LENGTH 44 5/8

P		a		i		n		e		s		v		i		l		l		e	16"UC 12"LC
11.62	3.88	10.37	6.13	3.25	6.12	10.13	4.87	10.25	3.38	10.37	3.13	12.75	4.50	3.25	6.12	3.25	6.13	3.25	4.87	10.25	LENGTH 137 7/8

S		O		U		T		H	12"E
9.12	2.75	10.00	4.25	9.25	3.88	8.37	3.88	9.25	LENGTH 60 3/4

C		h		a		r		d		o		n	16"UC 12"LC
12.75	5.37	10.13	4.87	10.38	6.12	8.25	3.13	10.25	4.87	10.38	4.87	10.13	LENGTH 101 1/2

G		r		a		n		d				R		i		v		e		r	16"UC 12"LC
12.75	5.37	8.25	3.13	10.37	6.13	10.12	4.88	10.25		22.62		13.13	5.12	3.25	4.50	12.75	3.13	10.25	5.00	8.25	LENGTH 159 1/4

J		C		T				1				M		I		L		E	10"E 15"E(1)
6.75	3.50	7.37	2.25	6.75		13.00		4.88		14.50		8.50	4.50	2.12	4.50	6.75	3.13	6.75	LENGTH 95 1/4

F		a		i		r		p		o		r		t				Cont'd
11.87	3.38	10.37	6.13	3.25	6.12	8.25	4.50	10.25	3.50	10.38	4.87	8.25	2.75	7.50			21.38	LENGTH Below

H		a		r		b		o		r	16"UC 12"LC
13.12	5.50	10.38	6.12	8.25	4.50	10.25	3.50	10.38	4.87	8.25	LENGTH 207 7/8

E		A		S		T	10"E
6.75	2.50	9.00	2.37	7.38	2.00	6.75	LENGTH 36 3/4

A		s		h		t		a		b		u		l		a	13.33"UC 10" LC
13.50	2.87	8.63	4.00	8.50	3.75	6.37	3.00	8.63	5.12	8.63	4.00	8.50	5.12	2.63	4.00	8.62	LENGTH 105 7/8

W		E		S		T	10"E
9.37	3.38	6.75	2.62	7.38	2.00	6.75	LENGTH 38 1/4

F		a		i		r		p		o		r		t		Cont'd
9.87	2.88	2.62	5.13	2.62	5.13	6.87	3.75	8.63	3.00	8.62	4.00	6.88	2.37	6.38	11.87	LENGTH Below

H		a		r		b		o		r	13.33"UC 10"LC
11.00	4.63	8.62	5.13	6.87	3.75	8.63	3.00	8.62	4.00	6.88	LENGTH 167 3/4

C		l		e		v		e		l		a		n		d	13.33"UC 10" LC
10.62	4.50	2.63	4.00	8.62	2.88	10.62	2.63	8.62	4.25	2.63	4.00	8.62	5.13	8.50	4.00	8.62	LENGTH 100 7/8