

PROP. 18" PULLBOX, PB6
STA 187+02, 24'L

PROP. POWER SERVICE
(ON RELOCATED CEI POLE)

PROP. SIGNAL SUPPORT, P1
TYPE TC-81.20 DES. 3, 36' ARM WITH
PEDESTRIAN SIGNALS AND PUSHBUTTONS
STA 186+07, 40'R

PROP. CONTROLLER, POLE MOUNTED
WITH PHONE DROP
STA 186+07, 41'R

REMOVE EXIST. CONTROLLER
STA 185+95, 30'R

PROP. 18" PULLBOX, PB1
STA 185+95, 42'R

PROP. 18" PULLBOX, PB5
STA 185+95, 22'L

PROP. SIGNAL SUPPORT, P4
TYPE TC-81.20 DES. 2, 27' ARM WITH
PEDESTRIAN SIGNAL AND PUSHBUTTON
STA 185+91, 27'L

PROP. SIGNAL SUPPORT, P3
TYPE TC-81.20 DES. 1, 22' ARM WITH
STA 185+32, 23'L

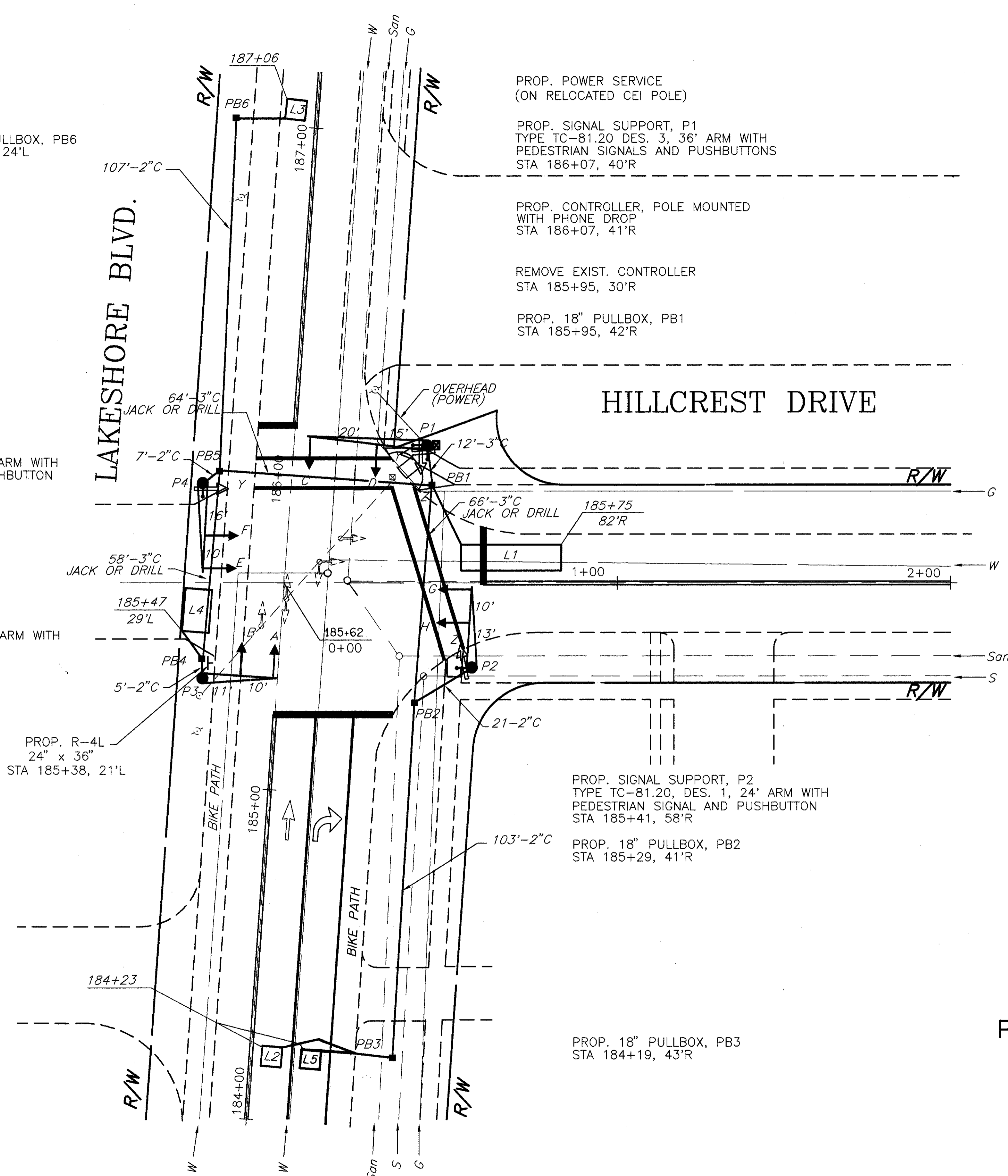
PROP. 18" PULLBOX, PB4
STA 185+37, 23'L

PROP. R-4L
24" x 36"
STA 185+38, 21'L

PROP. SIGNAL SUPPORT, P2
TYPE TC-81.20, DES. 1, 24' ARM WITH
PEDESTRIAN SIGNAL AND PUSHBUTTON
STA 185+41, 58'R


PROP. 18" PULLBOX, PB2
STA 185+29, 41'R

PROP. 18" PULLBOX, PB3
STA 184+19, 43'R

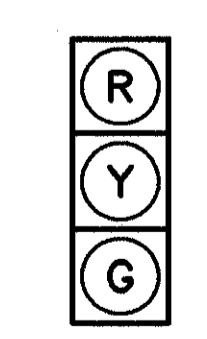


THE UNDERGROUND UTILITIES ARE SHOWN ACCORDING TO INFORMATION FURNISHED BY THE UTILITIES CONCERNED. THEIR ACCURACY IS NOT GUARANTEED, THEREFORE THEY SHOULD BE RECHECKED BEFORE UNDERGROUND CONSTRUCTION BEGINS.


PROP SIGN



R-4L
24" X 36"
QTY=1



TYPE "D-2"



A, B, C, D, E
F, G & H

Y - Y
Z - Z



R-73A-9
QTY. = 2



R-73A-9
QTY. = 2

ALL HEADS ARE 12" POLY

SIGNALS

PED SIGNS