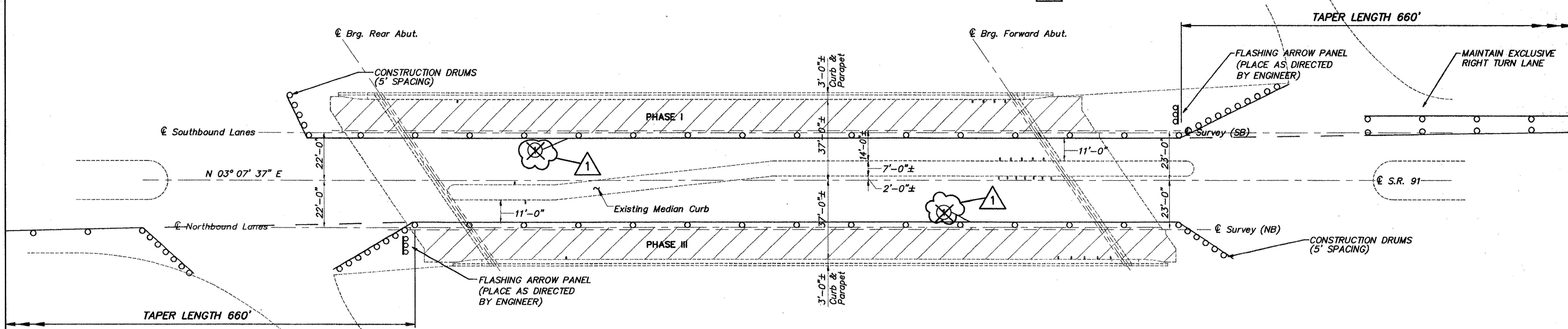
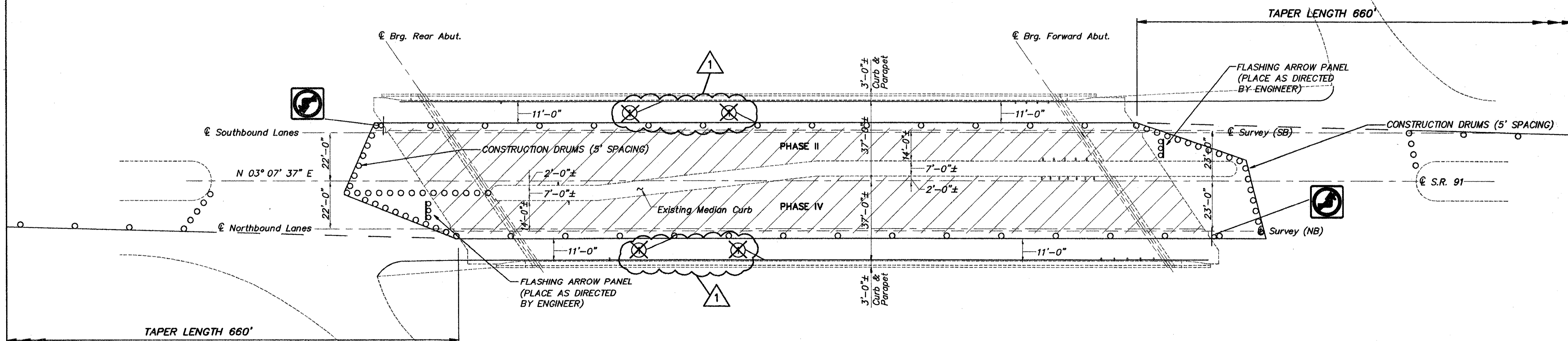
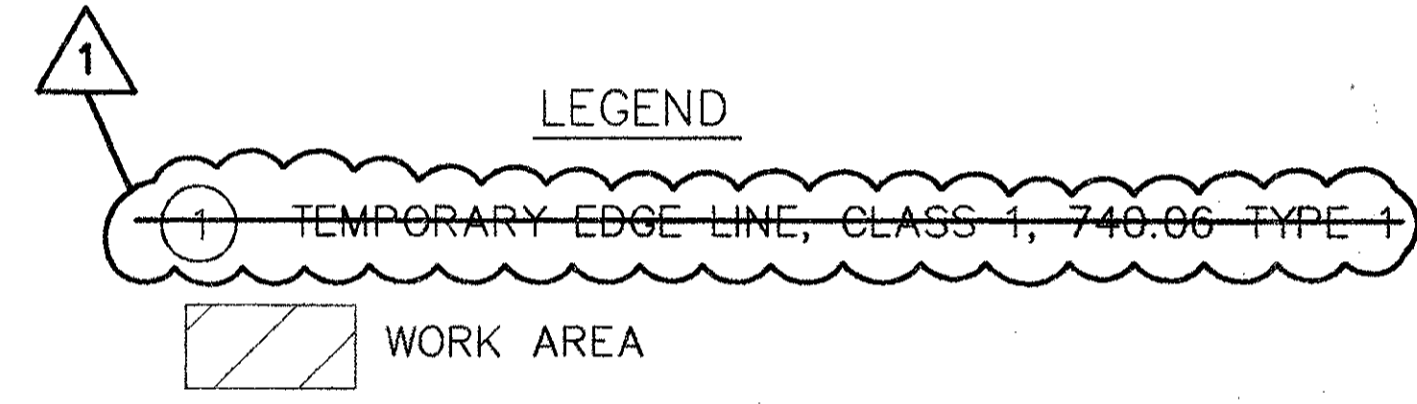


NOTE: SEE PHASE REHABILITATION DETAILS SHEET FOR TYPICAL PLACEMENT OF DRUMS. GAPS SHALL BE LEFT IN THE DRUMS AND ADDITIONAL DRUMS SHALL BE USED TO DIRECT RAMP TRAFFIC THROUGH THE CONSTRUCTION ZONE. DRUMS IN THE WORK ZONE SHALL BE SPACED AT A MAXIMUM 25 FOOT SPACING. **TEMPORARY EDGE LINE SHALL BE DASHED THROUGH EACH INTERSECTION.**



**PHASE I & III REHABILITATION**



**PHASE II & IV REHABILITATION**

CT Consultants, Inc.  
Engineers - Architects - Planners  
Surveyors - Estimators - Drafters - Inspectors

DATE: 7/07/00  
REVIEWED: J.E.A.  
DRAWN: A.E.P.  
DESIGNED: A.E.P.  
CHECKED: I.M.H.

STRUCTURE FILE NUMBER: 4300459  
REVISION: J.P.R.  
MAINTENANCE OF TRAFFIC  
TEMPORARY PAVEMENT MARKINGS AND BARRIER PLACEMENT  
BRIDGE NO. LAK-91-0455  
OVER S.R. 2

LAK-91-4.55

NO.	REVISIONS	BY	DATE
1	DELETE TEMPORARY EDGE LINES	JPR	8/3/00

5 / 5  
6  
14

H:\2000\00063\CAD\TRAFFIC\063M012.DWG PLOT SCALE: 1:20'