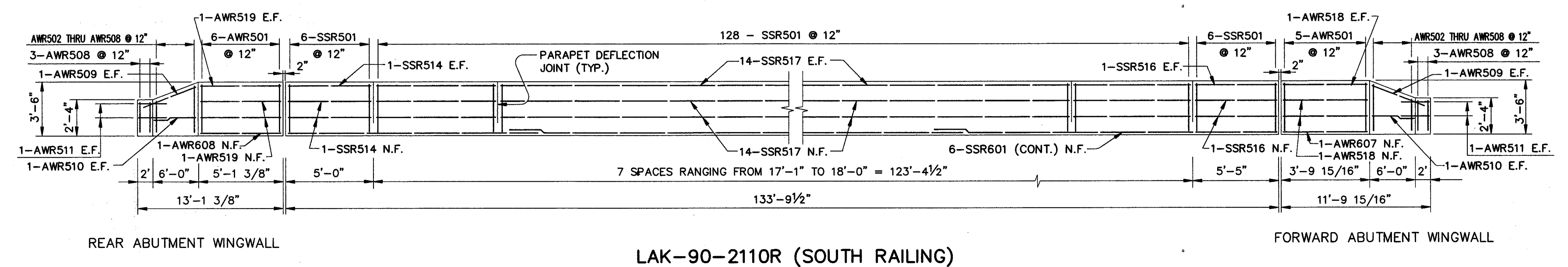
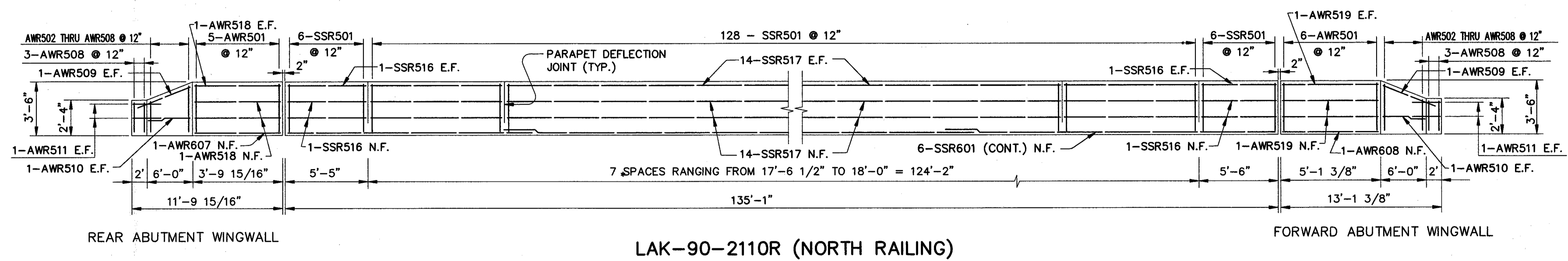
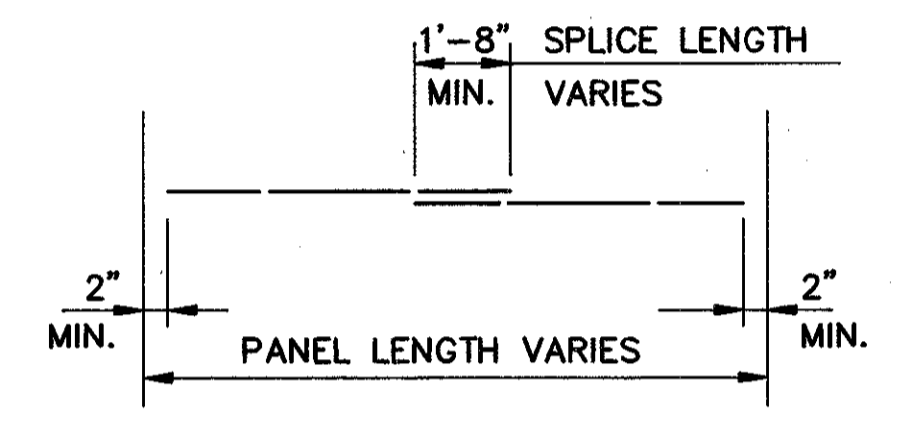
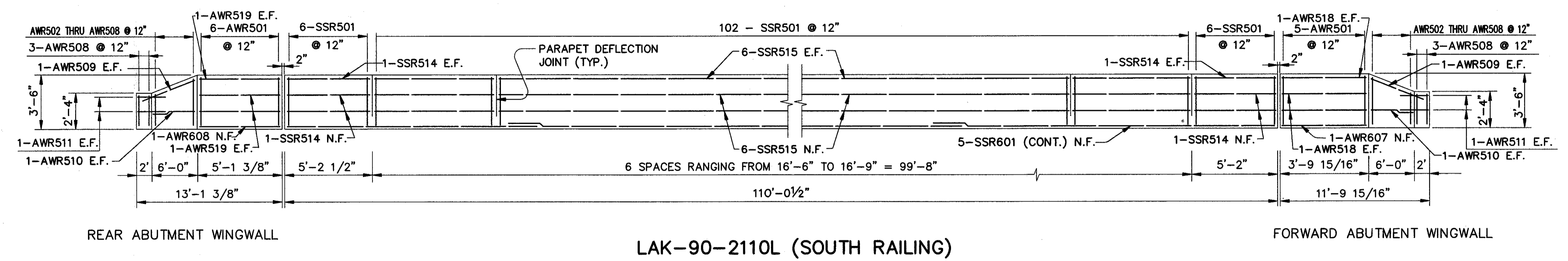


- NOTE: 1. MULTIPLE SPACED PANELS DESIGNATED WITH AN ASTERISK (*) VARY IN LENGTH TO AN EXTENT THAT REQUIRES ADJUSTABILITY OF LONGITUDINAL REINFORCING BARS. TO ACCOMMODATE EACH PANEL CONDITION, TWO (2) BARS SHALL BE PLACED AT EACH LONGITUDINAL BAR LOCATION AND SPICED A MINIMUM OF 1'-8" IN THE MODIFIED PARAPET DEFLECTOR. SEE PANEL DETAIL THIS SHEET.
2. CONTINUOUS BARS SHALL BE LAPPED A MINIMUM OF 40 BAR DIAMETERS.
3. PROPOSED DEFLECTION JOINTS ARE LOCATED AT EXISTING DEFLECTION JOINTS. PARAPET PANEL LENGTHS INDICATED ARE BASED ON FIELD MEASUREMENTS OF EXISTING CONDITIONS AND ARE TO BE VERIFIED BY THE CONTRACTOR.



COLPETZER-THOMAS, INC.
 AN ENGINEERING GROUP
WILLOUGHBY • MENTOR • NORTH CANTON • STEUBENVILLE • LORAIN

12/37

PARAPET ELEVATIONS
LAK-90-2110L/2110R
I-90 OVER PAINE ROAD

DESIGNED	DRAWN	TRACED	CHECKED	REVIEWED	DATE	REVISED
J.E.A.	R.L.B.	R.L.B.	R.J.C.	B.J.A.	11/2/87	