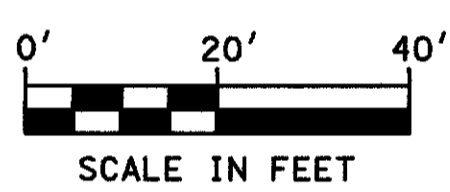


PLAN



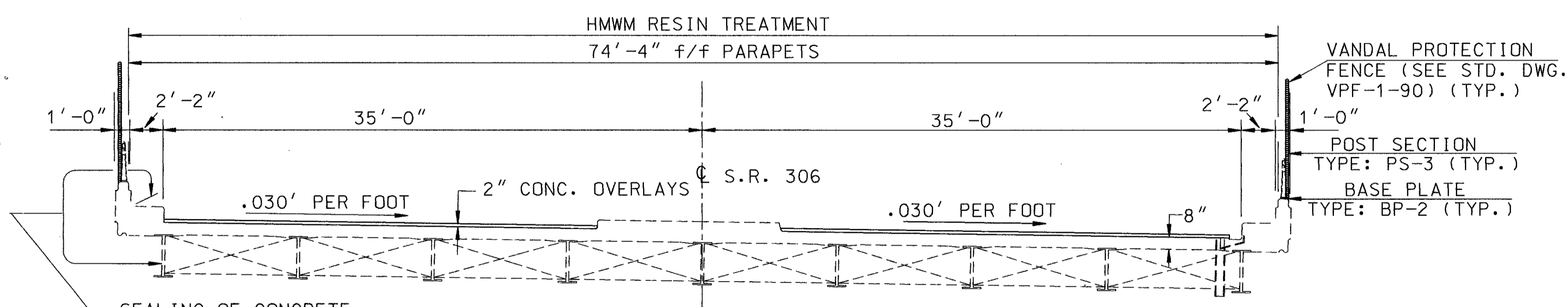
SEE SHEET 23 OF 182 FOR GUARDRAIL AND TERMINAL ASSEMBLY DETAIL

\* FENCE POST TABULATION  
E. PARAPET - 46 TYPE PS-3 POSTS @ 8'-8 5/8" c/c  
W. PARAPET - 46 TYPE PS-3 POSTS @ 8'-8 5/8" c/c


SURVEY DATE: 10-02-91

SUMMARY OF REPAIR QUANTITIES

LOCATION	ITEM 519 PATCHING CONC. STRUCTURE, AS PER PLAN	ITEM - SPECIAL EPOXY INJECTION	ITEM - SPECIAL PATCHING CONC. STRUCTURE W/ TROWELABLE MORTAR
	PATCHING REPAIR (S. F.)	CRACK REPAIR (L. F.)	PATCH REPAIR (S. F.)
	MEASURED	MEASURED	MEASURED
PARAPETS	40		20
SAFETY CURBS	440	2	
BACKWALLS & ABUTMENTS	14	42	22
PIERS & CAPS			2
UNDERSIDE OF DECK		15	93
200% EXPANSION FACTOR	988	118	274
<b>TOTAL</b>	<b>1482</b>	<b>177</b>	<b>411</b>



TRANSVERSE SECTION



- PROPOSED WORK:
1. SLOPE REPAIR AND PROTECTION.
  2. PATCHING AND SEALING OF CONCRETE SURFACES.
  3. GUARDRAIL INSTALLATION.
  4. PEDESTRIAN FENCE INSTALLATION
  5. RESET TILTED BEARINGS.
  6. WEARING SURFACE HMWM TREATMENT.
  7. EPOXY INJECTION REPAIR OF DECK.
  8. END CROSS FRAMES REPLACEMENT.
  9. SCUPPER PIPE REPAIR.

NOTE:  
WORK ON STEEL BEAM REQUIRES PROVIDING A HOLE TO STOP THE FATIGUE STRESS CRACK FROM EXPANDING OVER MID-PIER, BEAM 7 FROM WEST-END.

EXISTING STRUCTURE

TYPE: CONTINUOUS STEEL BEAMS WITH REINFORCED CONC. DECK & SUBSTRUCTURE.  
SPANS: 57.0', 71.25', 71.25', 71.25', 71.25', AND 51.0' c/c BEARINGS  
ROADWAY: 70'-0" f/f OF 2'-0" SAFETY CURBS  
LOADING: 2000 (57)  
WEARING SURFACE: CONCRETE OVERLAY  
ALIGNMENT: 1°14'10"  
SKEW: 2°17'05" LEFT FORWARD

RALPH C. TYLER, P.E., P.S., INC.  
CIVIL ENGINEERS & LAND SURVEYORS  
2143 FAIRHILL RD., CLEVELAND, OHIO 44106

GENERAL PLAN &  
TRANSVERSE SECTION  
S.R. - 306  
LAK-90-0767

DESIGNED R.J.K.	DRAWN R.L.	CHECKED K.P.	REVIEWED R.C.T.	REVISED DATE	SHEET /
--------------------	---------------	-----------------	--------------------	-----------------	---------

T:\DGN\LAK-90\STRUCTUR\9774SPB.DGN

C:\Users\j\Documents\Projects\9774SPB.DGN