

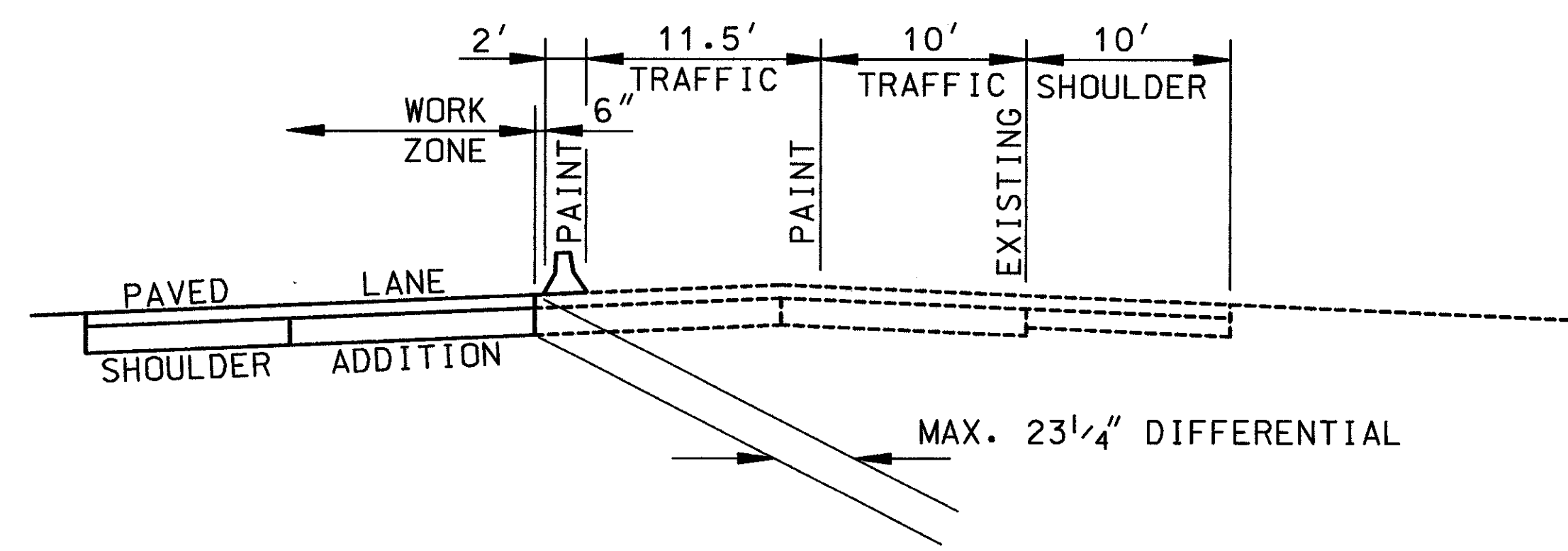
TRAFFIC MAINTENANCE

TRAFFIC CONTROL AND SEQUENCING OF PAVEMENT OVERLAY WORK (3 LANE SECTION)

PHASE I: (SEE MAINTENANCE OF TRAFFIC PHASES I E.B. & IIB W.B.)

SHIFT TRAFFIC TO RIGHT TWO LANES (SEE MAINTENANCE OF TRAFFIC DETAILS ON SHEET No. ___)

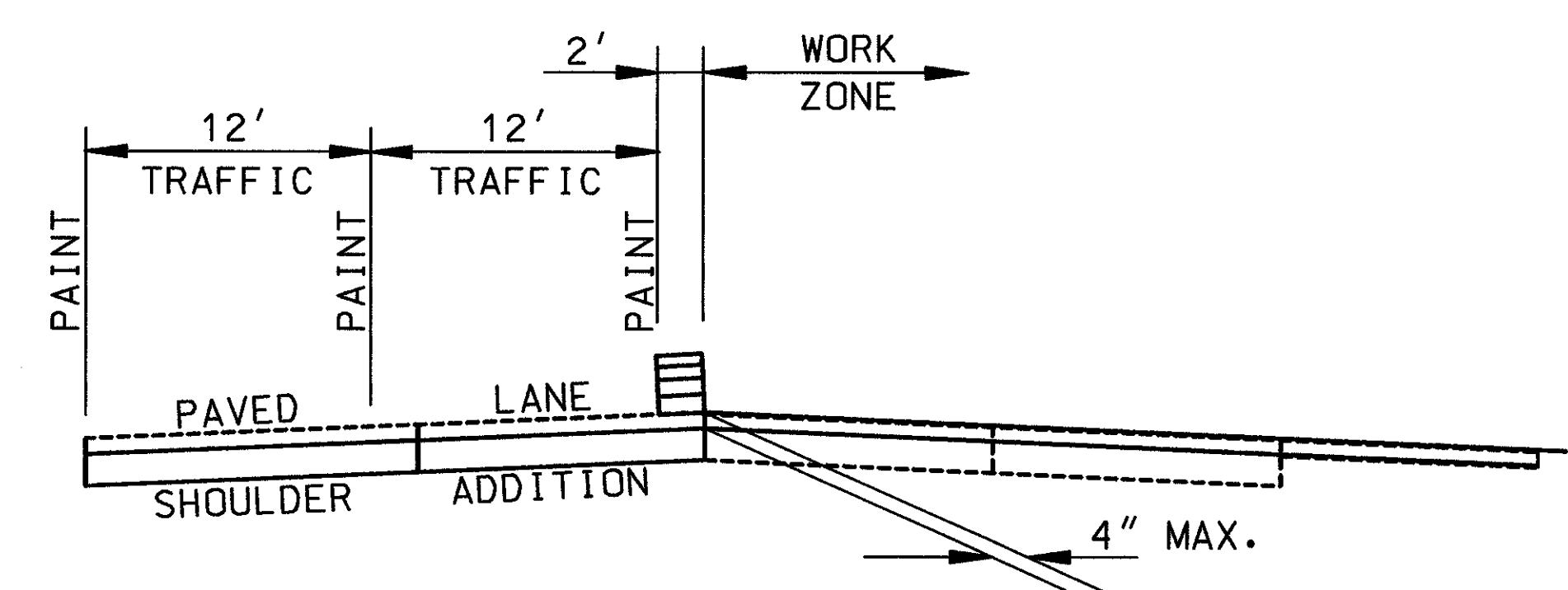
- A. CONSTRUCT CONCRETE SHOULDER, REPAIR PAVEMENT AND INSTALL UNDERDRAINS.
- B. PLACE ITEM 301, INTERMEDIATE COURSE, SAW AND SEAL JOINTS.
- C. INSTALL TEMPORARY PAVEMENT MARKINGS FOR NEXT PHASE. SEAL JOINTS.



PHASE II: (SEE MAINTENANCE OF TRAFFIC PHASES IIA E.B. & III W.B.)

SHIFT TRAFFIC ONTO THE LEFT (INSIDE) SHOULDER (SEE MAINTENANCE OF TRAFFIC DETAILS ON SHEET No. ___)

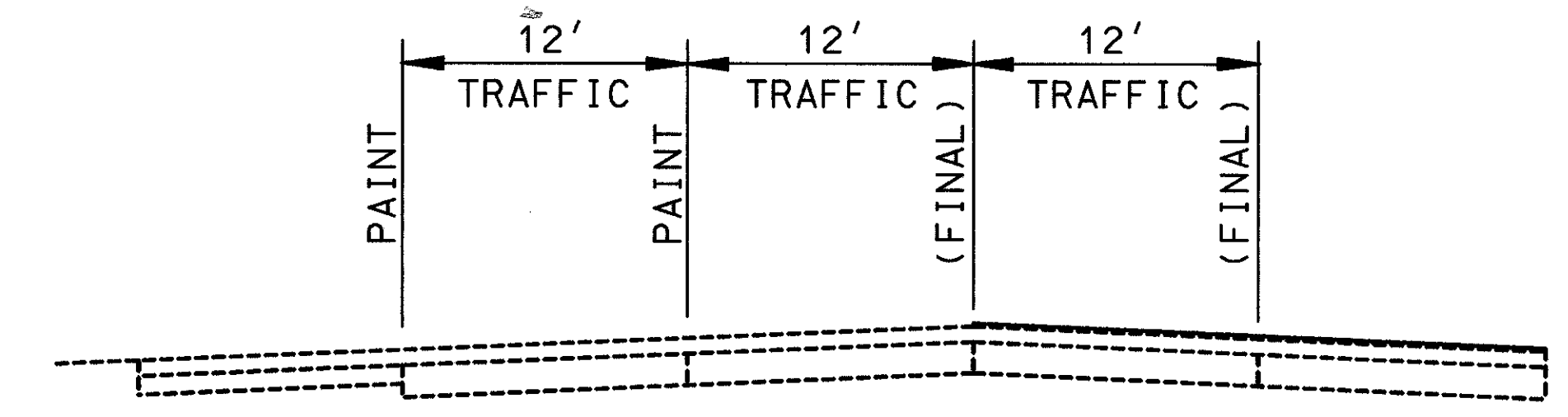
- A. REMOVE WEARING COURSE ON CLOSED LANES AND SHOULDER.
- B. REPAIR PAVEMENT.
- C. PLACE ITEM 301 - INTERMEDIATE COURSE.
- D. SAW AND SEAL JOINTS.
- E. INSTALL TEMPORARY AND FINAL PAVEMENT MARKINGS WHERE APPROPRIATE AT FINAL LOCATIONS.



PHASE III: (SEE MAINTENANCE OF TRAFFIC PHASES IIA E.B. & III W.B.)

RE-OPEN ROADWAY TO ALL LANES. MAINTENANCE OF TRAFFIC DETAILS ON SHEET No. ___)

- A. CLOSE LEFT LANE USING STANDARD LANE CLOSURES (SHORT TERM, NIGHT TIME ONLY.)
- B. PLACE ITEM 446 - SURFACE COURSE, SAW AND SEAL JOINTS.
- C. INSTALL TEMPORARY PAVEMENT MARKING AT FINAL LOCATIONS.

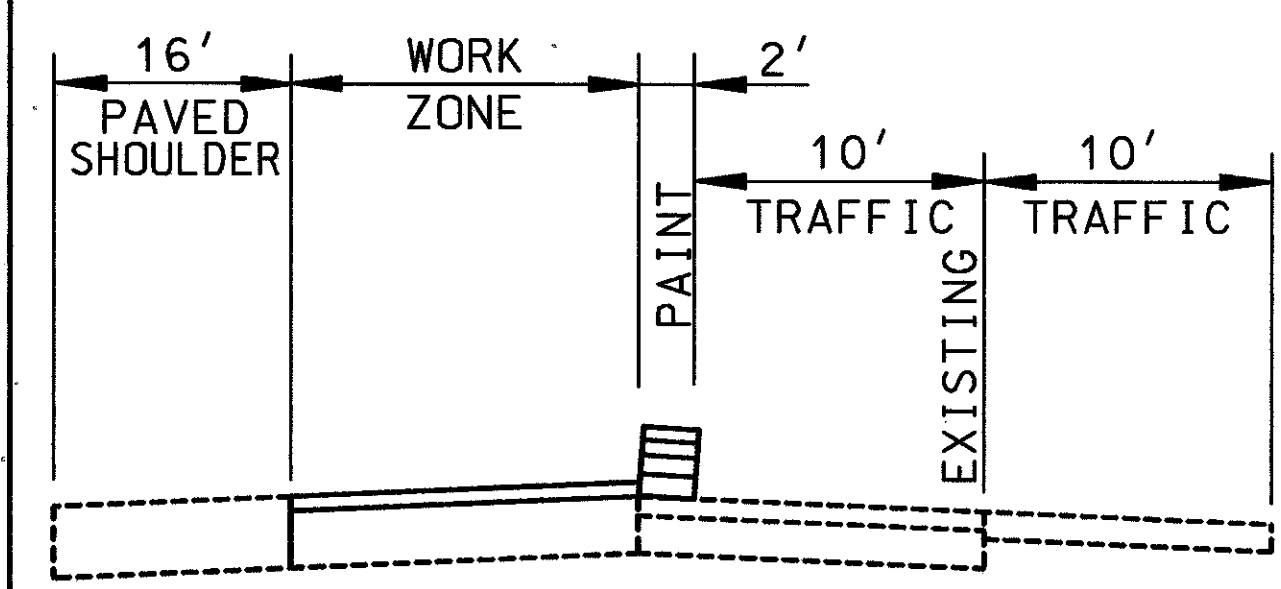


TRAFFIC CONTROL AND SEQUENCING OF PAVEMENT OVERLAY WORK (2 LANE SECTION)

PHASE I: (SEE MAINTENANCE OF TRAFFIC PHASES I E.B. & IIB W.B.)

MOVE TRAFFIC ONTO THE RIGHT LANE AND CLOSE THE LEFT LANE AS PER MAINTENANCE OF TRAFFIC ON SHEET No. ___

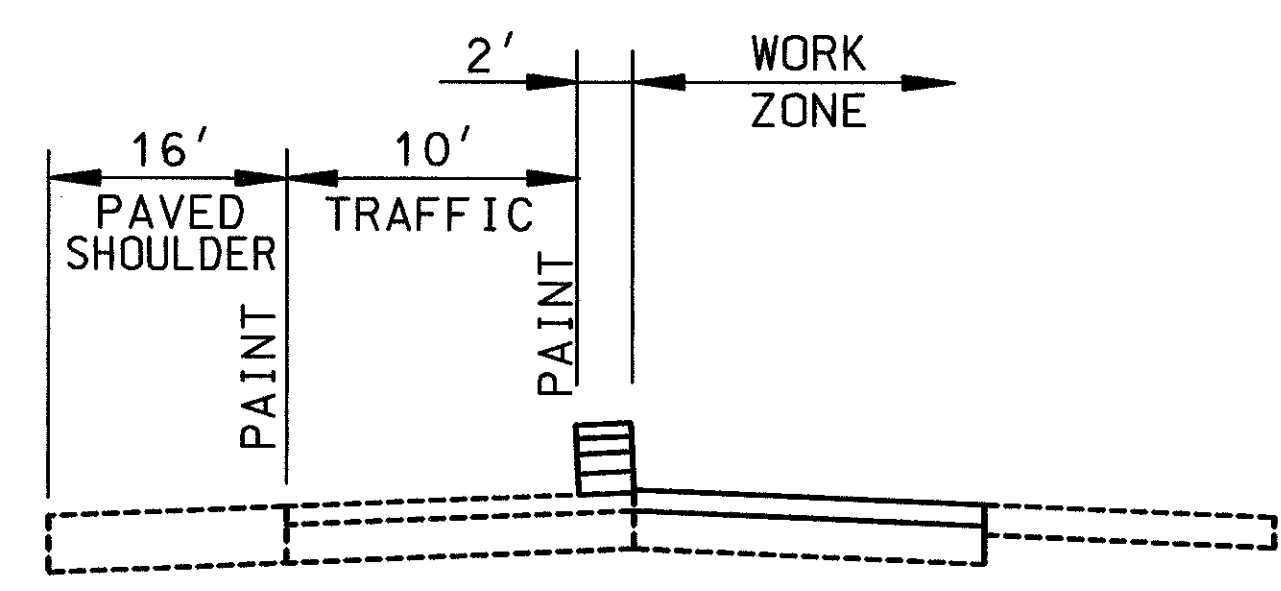
- A. REMOVE WEARING COURSE ON LEFT LANE.
- B. REPAIR PAVEMENT.
- C. PLACE ITEM 301 - INTERMEDIATE COURSE.
- D. SAW AND SEAL TRANSVERSE JOINTS.
- E. INSTALL TEMPORARY PAVEMENT MARKINGS FOR NEXT PHASE.



PHASE II: (SEE MAINTENANCE OF TRAFFIC PHASES IIA E.B. & III W.B.)

MOVE TRAFFIC ONTO THE LEFT LANE AND CLOSE THE RIGHT LANE AND SHOULDER.

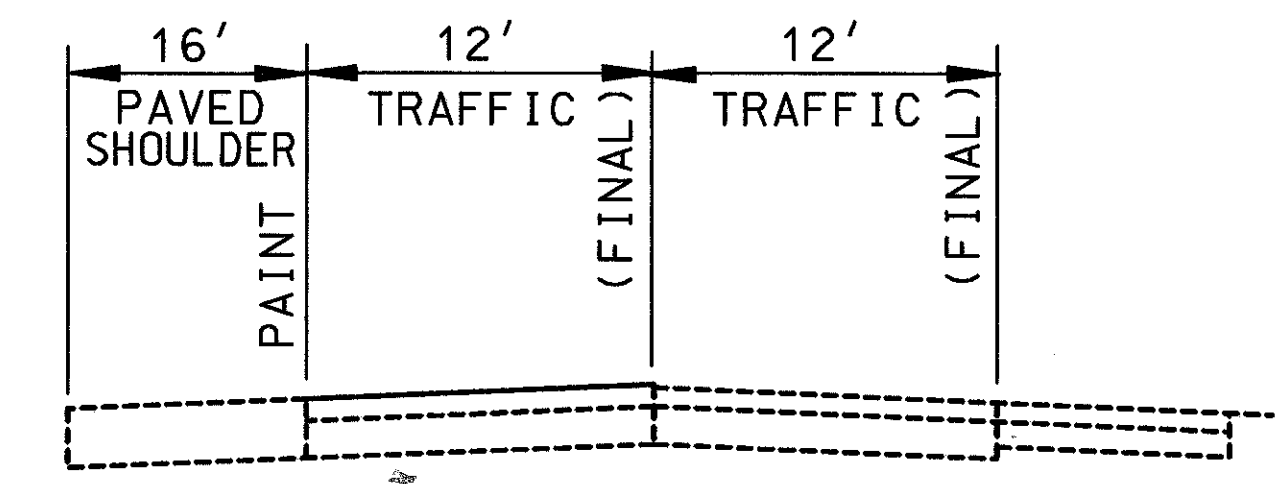
- A. REMOVE WEARING COURSE ON RIGHT LANE AND SHOULDER.
- B. REPAIR PAVEMENT.
- C. PLACE ITEM 301 - INTERMEDIATE COURSE.
- D. SAW AND SEAL TRANSVERSE JOINTS.
- E. INSTALL FINAL PAVEMENT MARKINGS AT FINAL LOCATIONS, WHERE APPLICABLE.



PHASE III: (SEE MAINTENANCE OF TRAFFIC PHASES IIA E.B. & III W.B.)

RE-OPEN ROADWAY TO ALL LANES.

- A. CLOSE THE LEFT LANE USING STANDARD LANE CLOSURE (SHORT TERM, NIGHT TIME ONLY).
- B. PLACE ITEM 446 - SURFACE COURSE.
- C. SAW AND SEAL TRANSVERSE JOINTS.
- D. INSTALL TEMPORARY PAVEMENT MARKINGS AT FINAL LOCATIONS.



FILE NAME: I:\WORK\LAKE-90\TRAFFIC\1057\4057.DGN DATE: 05-02-94 DLR

REFERENCES:	
ITEM	SHT. NO
TRAFFIC MAINTENANCE NOTES	155-156
TRAFFIC MAINTENANCE QUANTITIES	157
TEMPORARY PAVEMENT MARKINGS	159