

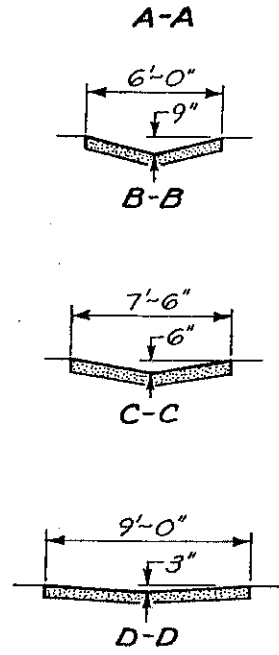
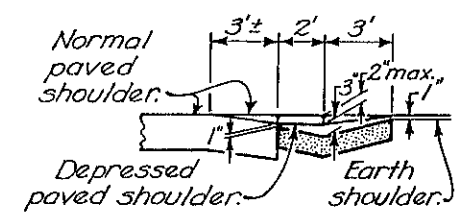
NOTES

DEPRESSED SHOULDER: This portion of the shoulder shall be depressed to assure positive drainage into the sodded flume. Especially in the shoulder area it is important to excavate and shape the subgrade according to the cross sections.

PLACING REINFORCED SODDING: Prior to the placement of sod, galvanized poultry netting shall be placed on the finished subgrade. The netting shall be 4 foot wide, poultry fence or equivalent, with 2 inch mesh and No. 20 gauge minimum wire. Each strand shall be staked securely to the subgrade by using 1x1x8" wood stakes or T-shaped pins of the size stated in 660.06. The stakes or pins shall be placed at 4 foot intervals on the top and bottom and in rows 4 feet apart. The fence shall be fastened to the wood stakes with metal staples. Where the sodding is from 8 feet to 9 feet wide, two strands of netting for a total width of 8 feet is permitted.

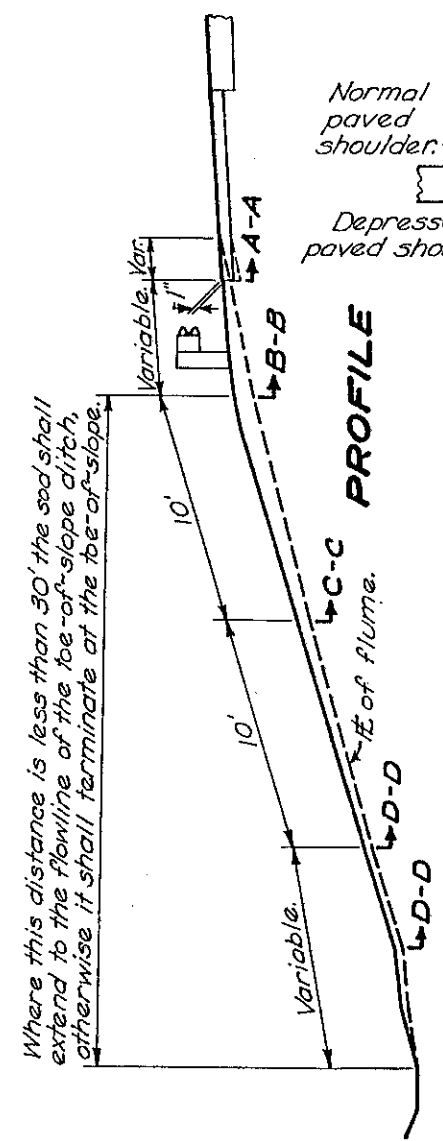
SOD: Sod shall be laid in accordance with 660. Special care shall be taken to excavate the sod bed to a proper depth so that the sod is flush with the surrounding grade.

PAYMENT: Payment for all the above shall be included in the unit price bid for Item 660, Square Yard, Reinforced sodding.

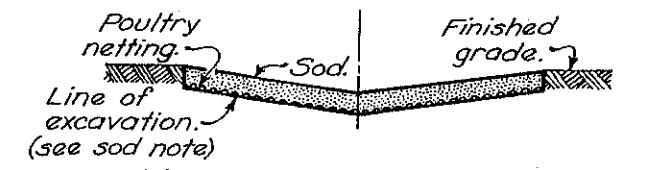


CROSS SECTIONS

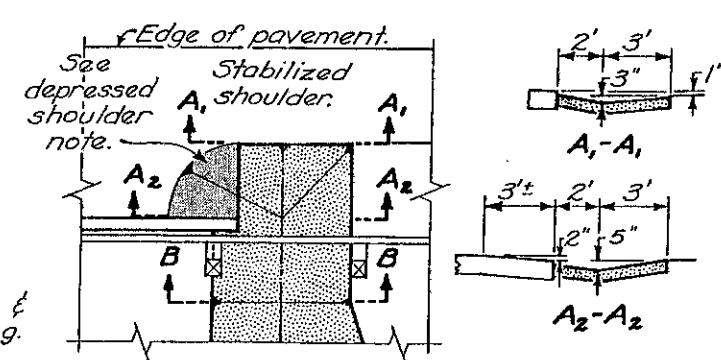
Where this distance is less than 30' the sod shall extend to the flowline of the toe-of-slope ditch, otherwise it shall terminate at the toe-of-slope.



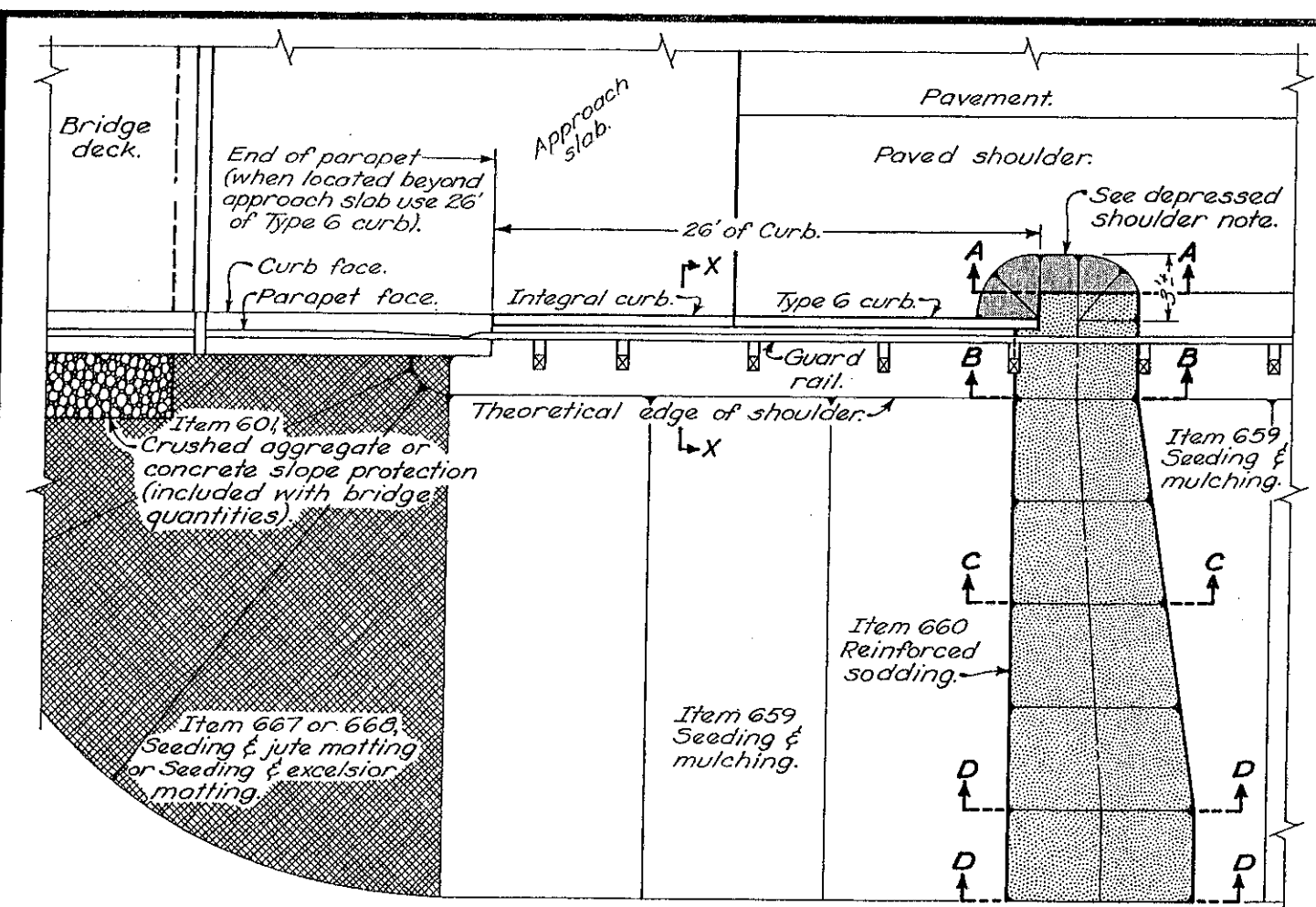
PROFILE



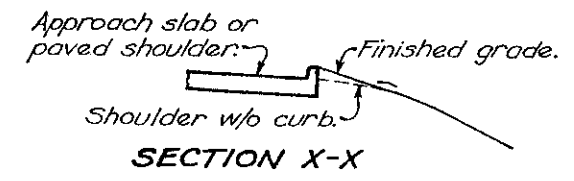
SOD INSTALLATION DETAIL



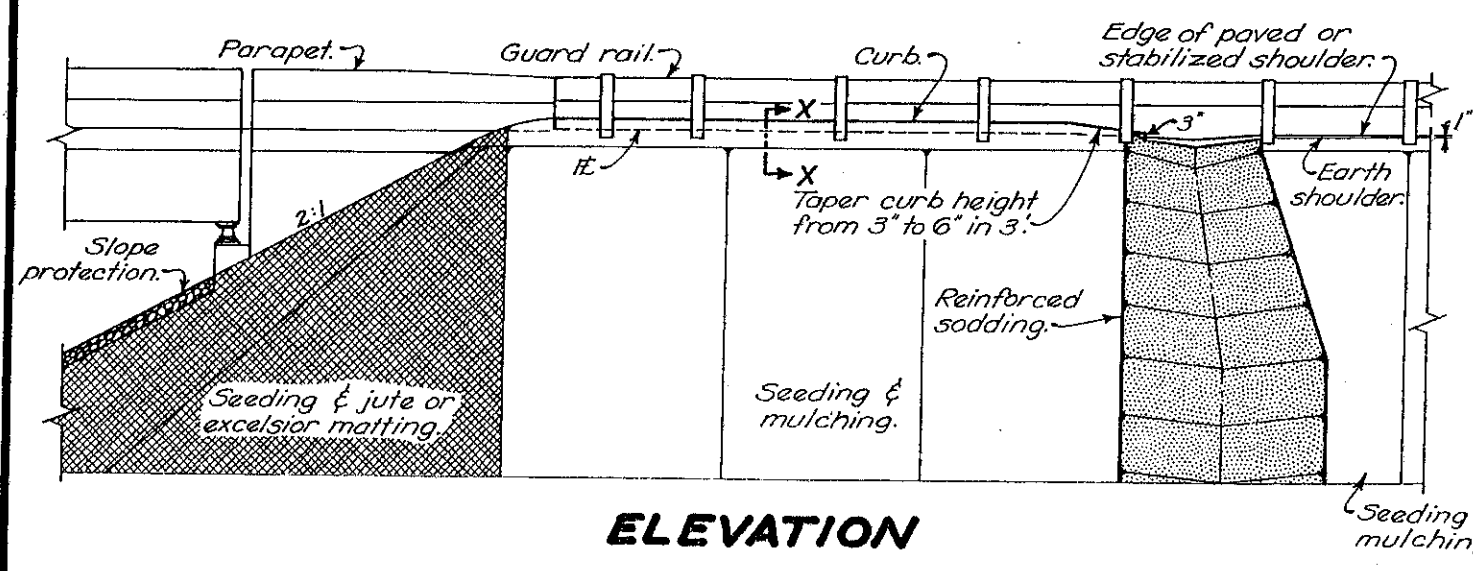
STABILIZED SHOULDER DETAIL



PLAN



SECTION X-X



ELEVATION

BUREAU OF LOCATION AND DESIGN
OHIO DEPARTMENT OF TRANSPORTATION

EROSION CONTROL AT BRIDGES

STANDARD CONSTRUCTION DRAWING MC-7

APPROVED: *[Signature]* ENGR., L.&D. DATE 10-15-76