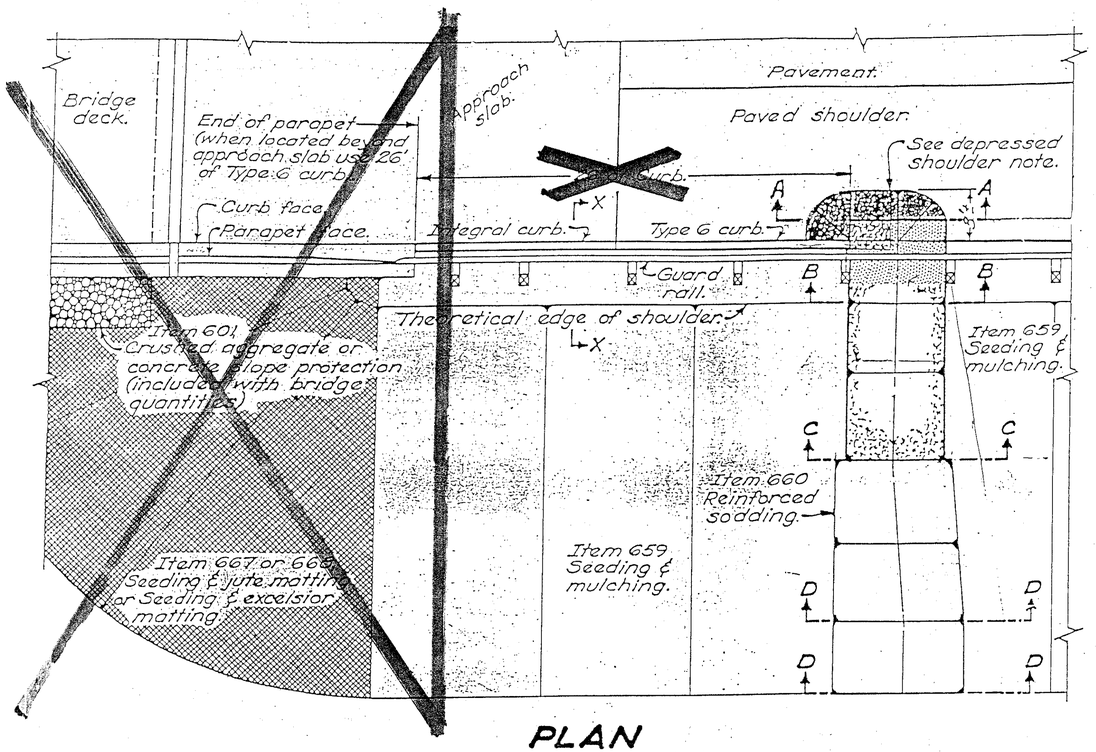

PLAN

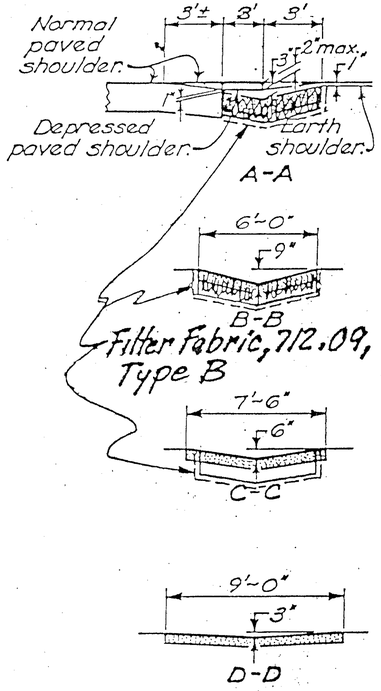

CROSS SECTIONS

NOTES

DEPRESSED SHOULDER: THIS PORTION OF THE SHOULDER SHALL BE DEPRESSED TO ASSURE POSITIVE DRAINAGE INTO THE GABION FLUME. ESPECIALLY IN THE SHOULDER AREA IT IS IMPORTANT TO EXCAVATE AND SHAPE THE SUBGRADE ACCORDING TO THE CROSS SECTIONS.

PLACING REINFORCED SODDING: PRIOR TO THE PLACEMENT OF SOD, GALVANIZED POULTRY NETTING SHALL BE PLACED ON THE FINISHED SUBGRADE. THE NETTING SHALL BE 4 FOOT WIDE, POULTRY FENCE OR EQUIVALENT, WITH 2 INCH MESH AND NO. 20 GAUGE MINIMUM WIRE. EACH STRAND SHALL BE STAKED SECURELY TO THE SUBGRADE BY USING 1" X 1" X 8" WOOD STAKES OR T-SHAPED PINS OF THE SIZE STATED IN 660.06. THE STAKES OR PINS SHALL BE PLACED AT 4 FOOT INTERVALS ON THE TOP AND BOTTOM AND IN ROWS 4 FEET APART. THE FENCE SHALL BE FASTENED TO THE WOOD STAKES WITH METAL STAPLES. WHERE THE SODDING IS FROM 8 FEET TO 9 FEET WIDE, TWO STANDS OF NETTING FOR A TOTAL WIDTH OF 8 FEET IS PERMITTED.

SOD: SOD SHALL BE LAID IN ACCORDANCE WITH 660. SPECIAL CARE SHALL BE TAKEN TO EXCAVATE THE SOD BED TO A PROPER DEPTH SO THAT THE SOD IS FLUSH WITH THE SURROUNDING GRADE.

PAYMENT: PAYMENT FOR ALL THE ABOVE SHALL BE INCLUDED IN THE UNIT PRICE BID FOR ITEM 660, SQUARE YARD, REINFORCED SODDING.

GABION BLANKET

ITEM **838** – GABIONS, WITH ADDITIONAL COATINGS, SHALL BE INSTALLED IN ACCORDANCE WITH THIS DETAIL AND THE ATTACHED NOTES.

PLACING FILTER FABRIC

FILTER FABRIC, 712.09 TYPE B SHALL BE PLACED IN ACCORDANCE WITH THE SECOND PARAGRAPH OF 601.08. IN ADDITION, SECURING PINS AS PROVIDED IN 601.08 SHALL BE PLACED TO COINCIDE WITH THE GABION BLANKET WIRE BASKET IN SUCH A MANNER SO AS TO PREVENT DOWNWARD MIGRATION OF THE WIRE BASKET LOWER SURFACE.

ALL COSTS OF FURNISHING AND INSTALLING FILTER FABRIC SHALL BE INCLUDED IN ITEM **838** – GABIONS, WITH ADDITIONAL COATING.

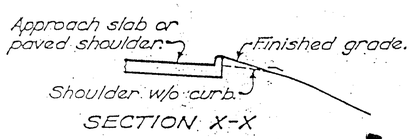

SECTION X-X

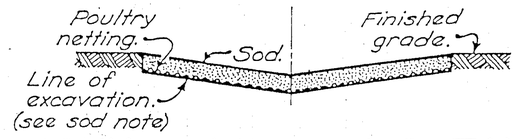

SOD INSTALLATION DETAIL

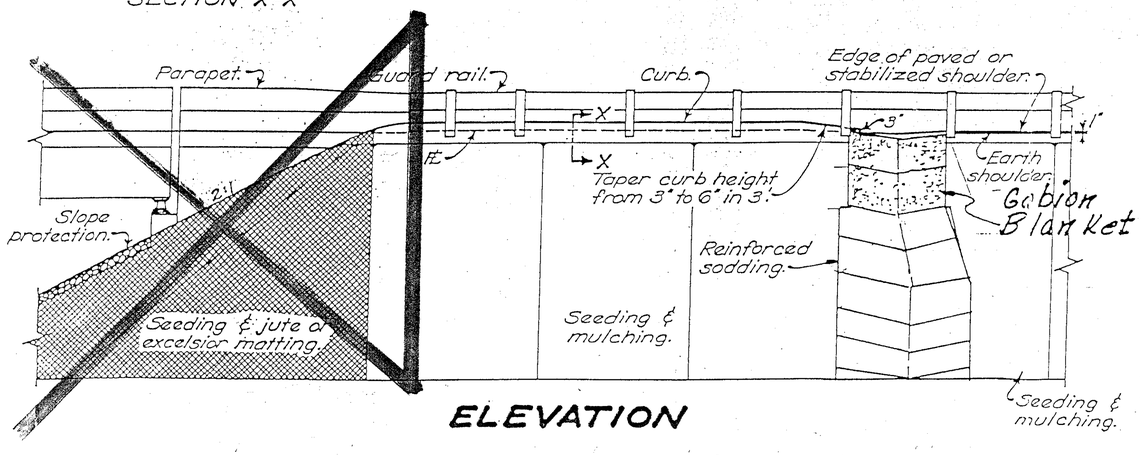

ELEVATION

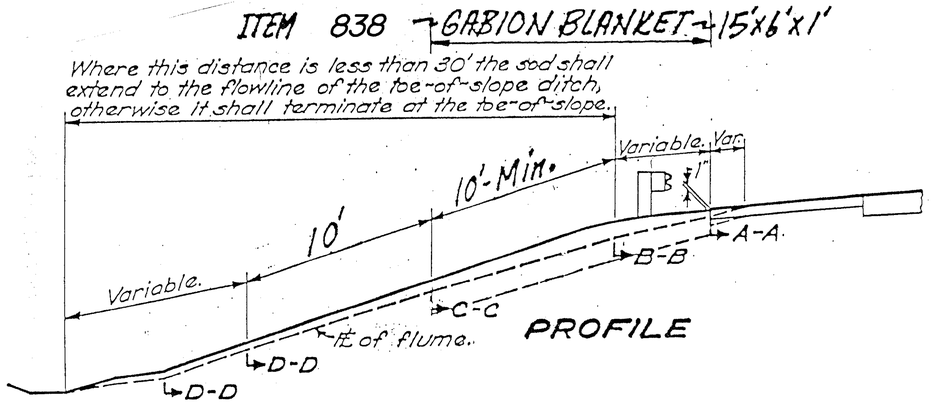

PROFILE

CALCULATED APG
CHECKED GA

EROSION CONTROL AT BRIDGES

LAK-90-26.87