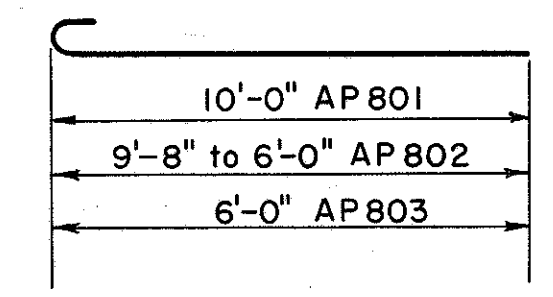


LAKE COUNTY
SEC. LAK-1-20.03

SLAB@ABUT.	NO. 1	NO. 2	APPROACH	SLAB BAR LIST
MARK	NO.	NO.	TOTAL	LENGTH WEIGHT TYPE
AP 801	61	61	122	11'-1" Bent
AP 802	15	15	30	10'-6" to 7'-1" Bent
AP 803	25	25	50	7'-1" Bent
AP 804	6	6	12	5'-0" Str.
AP 805	7	7	14	4'-0" Str.
AP 806	6	6	12	6'-0" Str.
AP 807	5	5	10	26'-0" Str.
AP 808	4	4	8	20'-9" Str.
AP 509	12	12	24	33'-0" Str.
AP 510	7	7	14	23'-0" to 25'-0" Str.
AP 511	5	5	10	30'-0" to 26'-0" Str.

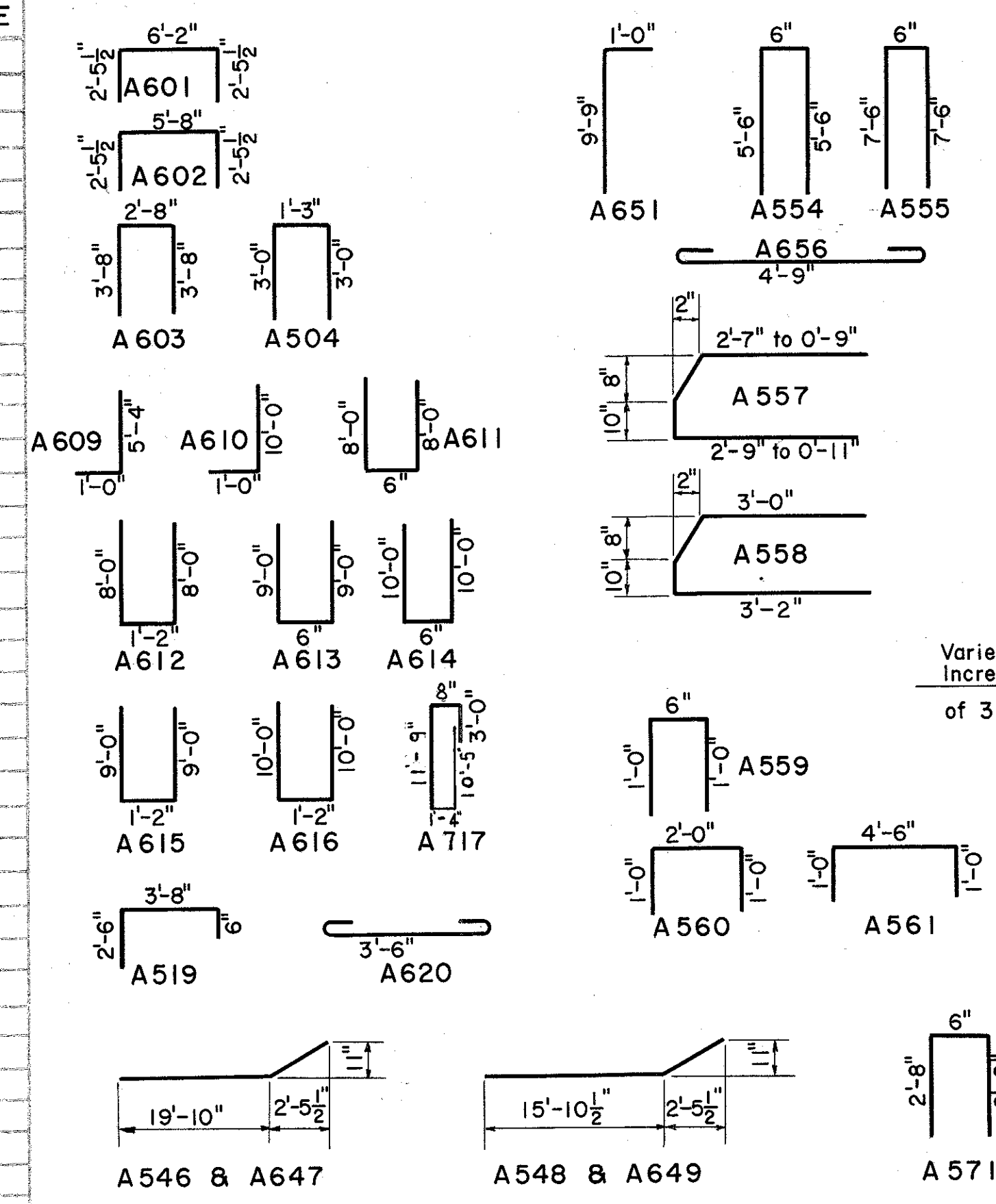
Increments of 3/4"
Increments of 3/2"
Increments of 1'-0"



NOTE:
Approach Slab shall be Class "C" concrete.
The Reinforcing Steel is included in Reinforced Concrete Approach Slab Item I-7 and is not paid for separately.

MARK	NO.	NO.	TOTAL	LENGTH	WEIGHT	TYPE
A 601	82	82	164	10'-10"	2668	Bent
A 602	46	46	92	10'-4"	1428	Bent
A 603	10	10	20	9'-9"	293	Bent
A 504	64	68	132	7'-0"	964	Bent
A 905	20	20	40	36'-9"	4998	Str.
A 906	9	9	18	23'-10"	1459	Str.
A 907	-	9	9	18'-0"	551	Str.
A 908	9	-	9	14'-0"	428	Str.
A 609	52	52	104	6'-3"	925	Bent
A 610	63	63	126	10'-11"	2066	Bent
A 611	4	4	8	16'-3"	195	Bent
A 612	17	17	34	10'-11"	864	Bent
A 613	6	-	6	18'-3"	164	Bent
A 614	-	6	6	20'-3"	182	Bent
A 615	12	-	12	18'-11"	341	Bent
A 616	-	16	16	21'-3"	511	Bent
A 519	24	24	48	6'-8"	334	Str.
A 620	3	3	6	4'-10"	44	Bent
A 521	16	16	32	36'-6"	1218	Str.
A 522	7	7	14	33'-6"	489	Str.
A 523	1	1	2	31'-6"	66	Str.
A 524	3	3	6	29'-0"	182	Str.
A 525	7	7	14	39'-6"	577	Str.
A 526	2	2	4	22'-0"	92	Str.
A 527	6	6	12	23'-0"	288	Str.
A 528	3	8	11	21'-10"	251	Str.
A 629	3	8	11	21'-10"	361	Str.
A 530	4	-	4	17'-10"	75	Str.
A 631	4	-	4	17'-10"	107	Str.
A 532	6	6	12	18'-4"	230	Str.
A 633	6	6	12	18'-4"	330	Str.
A 534	-	6	6	15'-4"	96	Str.
A 635	-	6	6	15'-4"	138	Str.
A 536	6	-	6	11'-4"	71	Str.
A 637	6	-	6	11'-4"	102	Str.
A 717	63	63	126	26'-3"	676	BENT

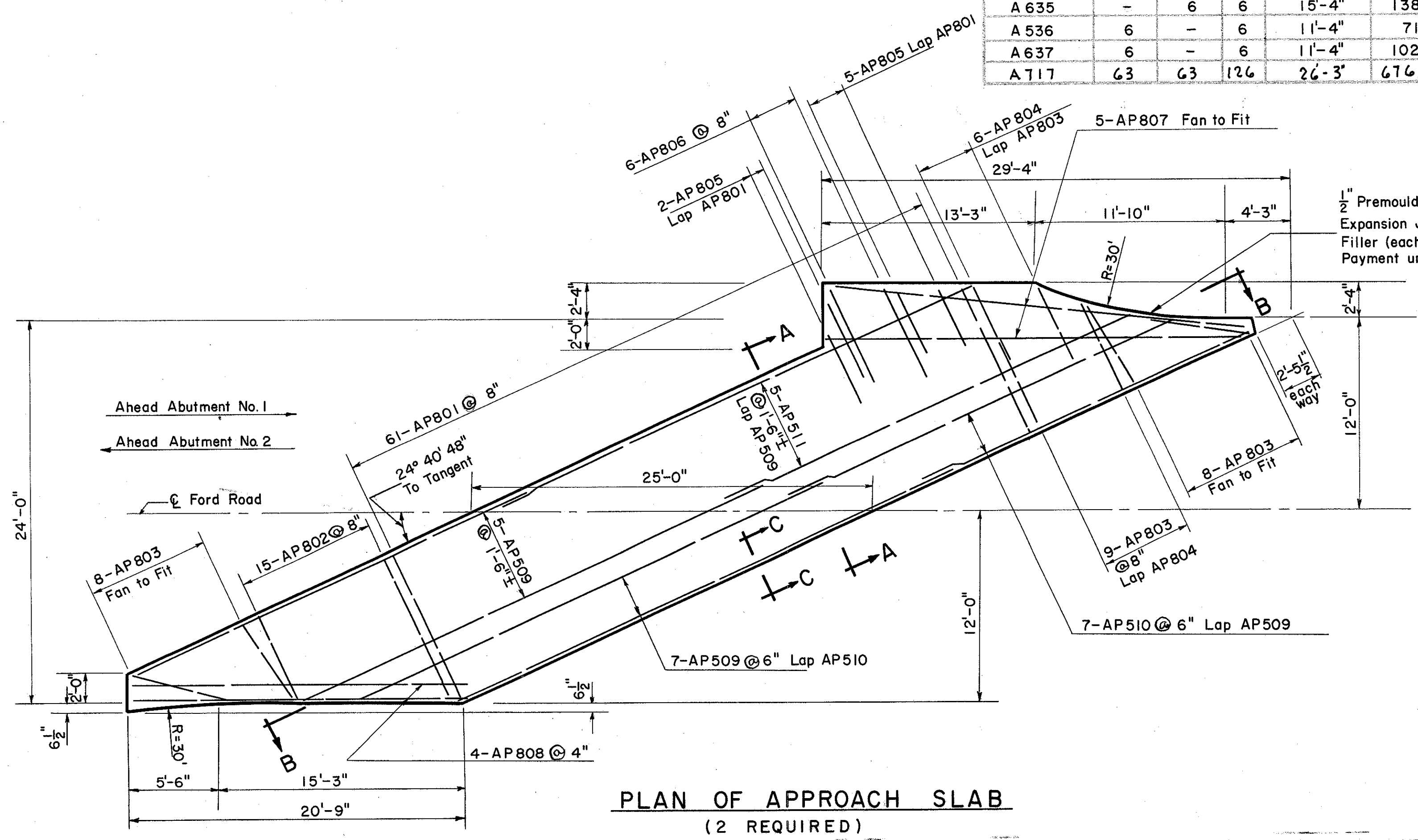
REINFORCING STEEL LIST ABUTMENTS



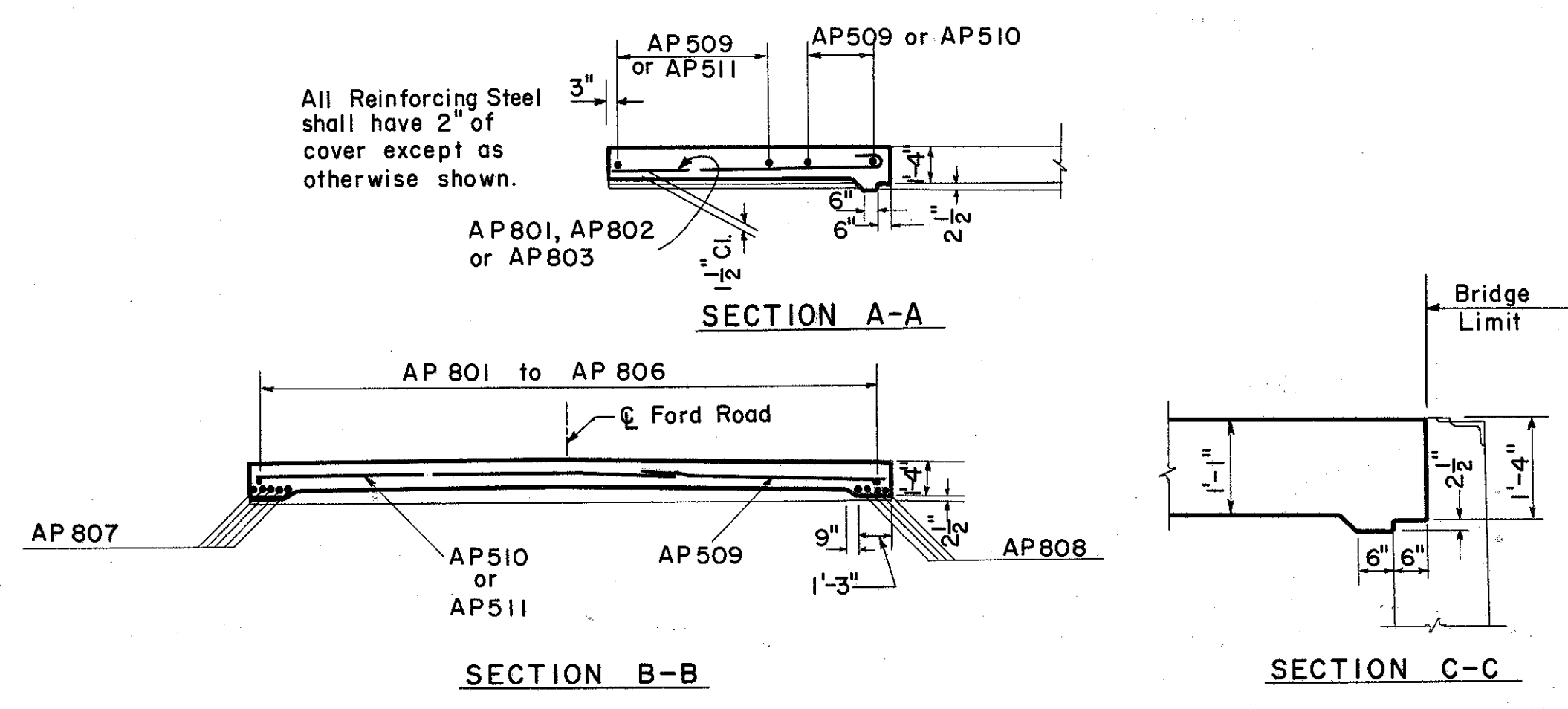
BENDING DIAGRAMS

MARK	NO.	NO.	TOTAL	LENGTH	WEIGHT	TYPE
A 538	1	1	2	19'-4"	40	Str.
A 639	1	1	2	19'-4"	58	Str.
A 540	-	1	1	16'-4"	17	Str.
A 641	-	1	1	16'-4"	25	Str.
A 542	1	-	1	12'-4"	13	Str.
A 643	1	-	1	12'-4"	19	Str.
A 544	2	2	4	25'-3"	105	Str.
A 645	2	2	4	25'-3"	152	Str.
A 546	-	2	2	22'-3"	46	Bent
A 647	-	2	2	22'-3"	67	Bent
A 548	2	-	2	18'-3"	38	Bent
A 649	2	-	2	18'-3"	55	Bent
A 550	20	20	40	3'-6"	146	Str.
A 651	30	33	63	10'-7"	1001	Bent
A 552	15	17	32	10'-6"	350	Str.
A 553	20	20	40	9'-3"	386	Str.
A 554	7	7	14	11'-3"	164	Bent
A 555	7	7	14	15'-3"	223	Bent
A 656	5	5	10	6'-1"	92	Bent
A 557	13	16	29	7'-8"	232	Bent
A 558	2	2	4	2'-3"	9	Bent
A 559	1	1	2	3'-9"	8	Bent
A 560	3	3	6	6'-3"	31	Bent
A 562	2	2	4	25'-6"	106	Str.
A 563	1	1	2	27'-11"	58	Str.
A 564	2	2	4	30'-0"	125	Str.
A 565	-	2	2	24'-0"	50	Str.
A 566	-	1	1	21'-7"	23	Str.
A 567	-	2	2	19'-3"	40	Str.
A 568	2	-	2	20'-0"	42	Str.
A 569	1	-	1	17'-7"	18	Str.
A 570	2	-	2	15'-3"	32	Str.
A 571	30	33	63	5'-7"	368	Bent
R 472	4	4	8	24'-0"	-	Str.
R 473	-	4	4	22'-3"	-	Str.
R 474	4	-	4	18'-3"	-	Str.
				TOTAL WEIGHT	34,192	

Varies by increments of 3/16"



PLAN OF APPROACH SLAB
(2 REQUIRED)



BAR SIZE
Bar Size is indicated in the Bar Mark. The first digit where three digits are used and the first two digits where four digits are used indicate the Bar Size number. For example, A 501 is a No. 5 Bar, and A 1100 is a No. 11 Bar.

SEC. C-34 FED. AID PROJ. NO. ACI-1103(28)

PREPARED BY
CAPITOL ENGINEERING ASSOCIATES, DILLSBURG, PA.
FOR

STATE OF OHIO
DEPARTMENT OF HIGHWAYS

ABUT. REINFORCING STEEL LIST &
BRIDGE NO. LAK-1-2111
S.R.I UNDER FORD ROAD
LAKE COUNTY
STA. 759+63.37

DESIGNED	DRAWN	TRACED	CHECKED	REVISED DATE	REVISED
D.R.K.	H.B.				3-19-59