

STATE OF OHIO  
DEPARTMENT OF TRANSPORTATION

LAK - 90 - 1.71

CITY OF WICKLIFFE  
CITY OF WILLOUGHBY HILLS  
LAKE COUNTY

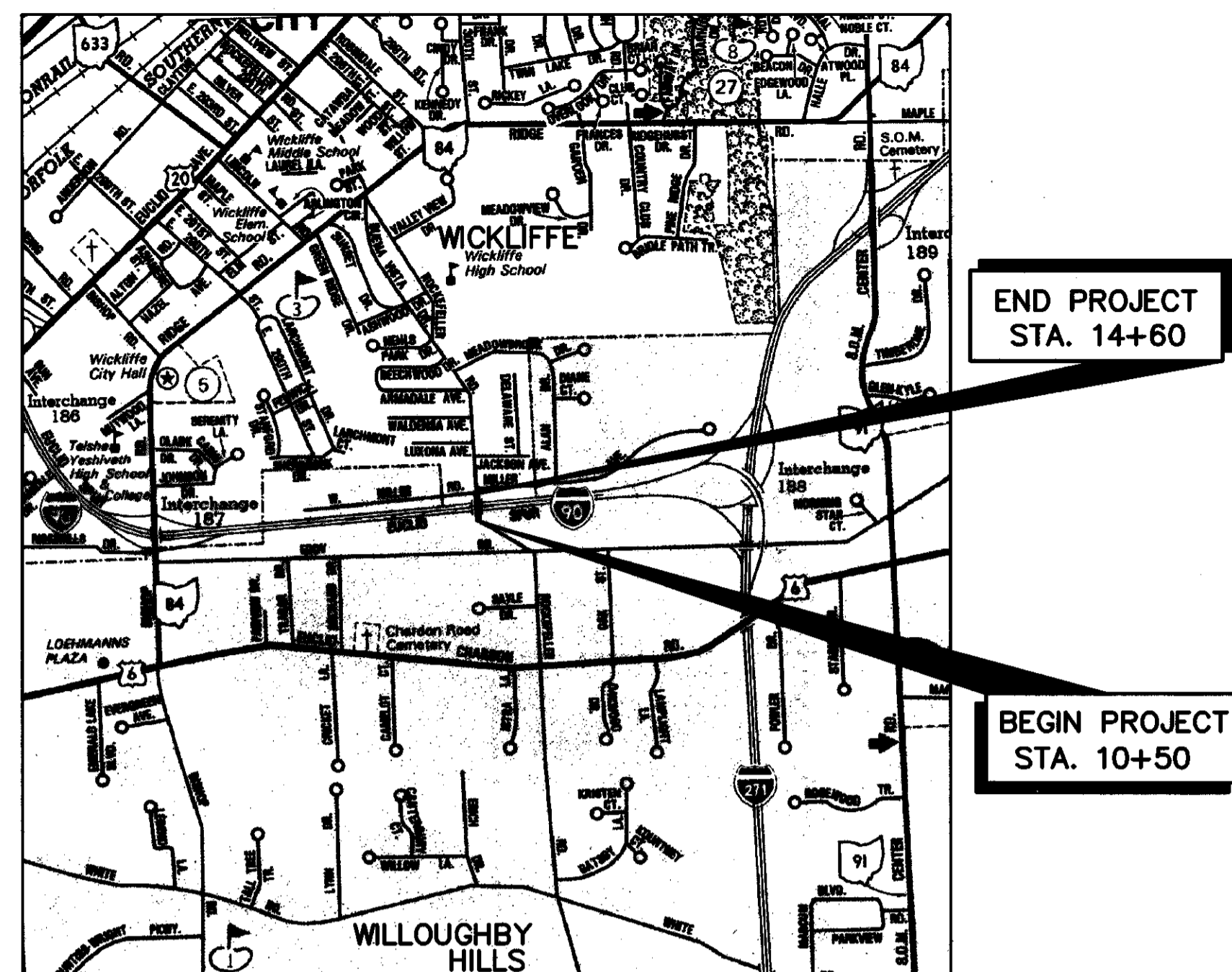
PROJECT DESCRIPTION

REHABILITATION OF THE EXISTING STRUCTURE ON ROCKEFELLER ROAD OVER INTERSTATE 90 BY REPLACEMENT OF BRIDGE DECK AND APPROACH SLABS, ABUTMENT BACKWALLS AND ABUTMENT DRAINAGE.

1997 SPECIFICATIONS

THE STANDARD SPECIFICATIONS OF THE STATE OF OHIO, DEPARTMENT OF TRANSPORTATION, INCLUDING CHANGES AND SUPPLEMENTAL SPECIFICATIONS LISTED IN THE PROPOSAL SHALL GOVERN THIS IMPROVEMENT.

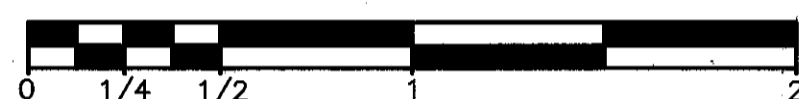
I HEREBY APPROVE THESE PLANS AND DECLARE THAT THE MAKING OF THIS IMPROVEMENT WILL REQUIRE THE CLOSING TO TRAFFIC OF THE HIGHWAY AND THAT DETOURS WILL BE PROVIDED AS INDICATED ON SHEET 8



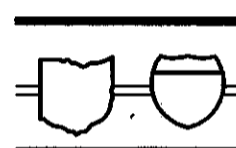
LATITUDE N 41°35'30" LONGITUDE: W 81°27'30"

LOCATION MAP

SCALE IN MILES



PORTION TO BE IMPROVED  
STATE & FEDERAL ROUTES  
OTHER ROADS



DESIGN DESIGNATION

CURRENT ADT (2003) 4120  
DESIGN YEAR ADT (2023) 4630  
DESIGN HOURLY VOLUME (2020) 463  
DIRECTIONAL DISTRIBUTION 55%  
TRUCKS (24 HOUR B&C) 4%  
DESIGN SPEED 25 MPH  
LEGAL SPEED 25 MPH  
DESIGN FUNCTIONAL CLASSIFICATION - URBAN COLLECTOR

DESIGN EXCEPTIONS

NONE



INDEX OF SHEETS

TITLE SHEET	1
TYPICAL SECTIONS	2
GENERAL NOTES	3-4
MAINTENANCE OF TRAFFIC	5-8
GENERAL SUMMARY	9-10
CALCULATIONS	11
PLAN AND PROFILE	12
INTERSECTION DETAIL	13
TRAFFIC CONTROL	14-15
APPROACH SLAB DETAIL	16
STRUCTURES	17-29

APPROVED *[Signature]*  
DATE 1 JAN 02 DISTRICT DEPUTY DIRECTOR

APPROVED \_\_\_\_\_  
DATE \_\_\_\_\_ DIRECTOR, DEPARTMENT OF TRANSPORTATION

UNDERGROUND UTILITIES  
2 WORKING DAYS  
BEFORE YOU DIG  
CALL TOLL FREE 800-362-2764  
OHIO UTILITIES PROTECTION SERVICE  
NON-MEMBERS  
MUST BE CALLED DIRECTLY



PLAN PREPARED BY

*[Globe Logo]*  
Michael Benza & Associates Inc.  
Consulting Engineers and Surveyors  
6860 West Snowville Road  
Brecksville, Ohio 44141

APPROVED *[Signature]*  
DATE 1/2/02 P.E. 51434

PORTIONS OF PLAN SHEET  
16 THRU 29 ONLY.

SIGNED: *[Signature]*  
DATE: 1/2/02

STANDARD CONSTRUCTION DRAWINGS								SUPPLEMENTAL SPECIFICATIONS					
NUMBER	DATE	NUMBER	DATE	NUMBER	DATE	NUMBER	DATE	NUMBER	DATE	NUMBER	DATE	NUMBER	DATE
BP-2.2	7-28-01	TC-41.40M	3-31-94	MT-105.11M	4-25-94	AS-1-81	4-20-01	806	9-9-97	863	10-12-99	908	3-28-00
BP-2.4	7-28-00	TC-42.20	4-20-01			BR-2-98	12-29-98	814	6-2-98	864	7-11-00	910	7-11-00
BP-5.1	7-28-00	TC-52.10	4-20-01			GSD-1-96	4-20-01	815	2-22-00	870	8-10-99	911	7-10-97
F-1.1	7-28-01	TC-52.20	4-20-01			RB-1-55	2-2-59	830	10-21-98	877	4-13-99	932	10-2-96
F-3.2	7-28-01	MT-35.10	4-20-01			SIDC-1-96	4-20-01	842	1-6-99	899	10-21-98	954	9-9-97
GR-4.2M	10-21-97	MT-95.30M	4-25-94			VPF-1-90M	3-20-95	843	5-5-98	905	4-1-98		
DM-4.4	7-20-01	MT-101.60M	4-25-94					844	2-6-99	906	5-5-98		
TC-41.20	01-19-01	MT-105.10M	4-25-94					851	6-6-00	907	10-21-98		

FEDERAL PROJECT NO. TE 21-GO20 (152)  
PID NO. 18748  
CONSTRUCTION PROJECT NO.  
RAILROAD INVOLVEMENT NONE  
LAK-90-1.71  
1/29