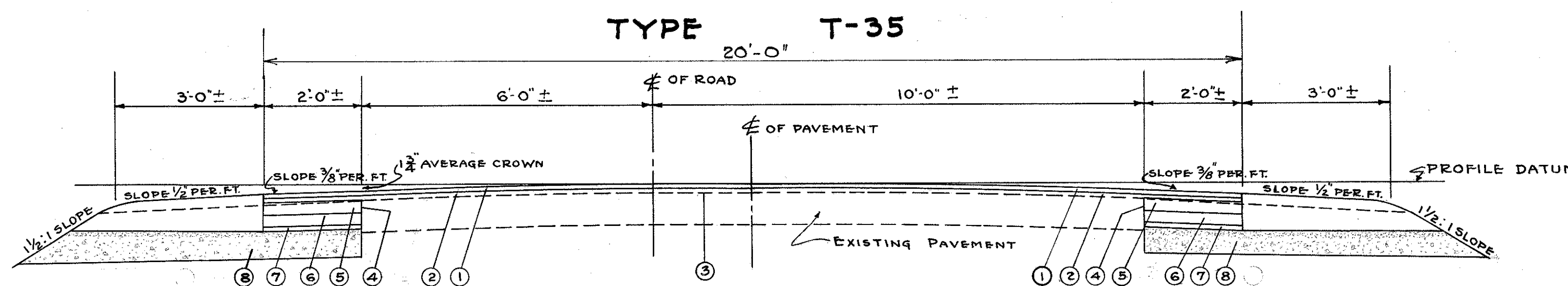


Painesville - Warren Road
S.H. 153 Sec. H & F (Pt)
Lake County

TYPICAL SECTION

SCALE 1/2" = 1'-0"
TYPE T-35



USE ABOVE TYPICAL SECTION STA. 69+50 TO STA. 128+38.46

TYPICAL SECTION

- ① ITEM T-35 1 1/4" ASPHALTIC CONCRETE SURFACE COURSE (TYPE-A)
- ② ITEM B-35 3/4" MINIMUM THICKNESS ASPHALTIC CONCRETE LEVELING COURSE
- ③ ITEM T-30 BITUMINOUS PRIME COAT (OVER OLD PAV'T AREA) USING BITUMINOUS MATERIAL SEC. M-5.12, AE-3 APPLIED AT RATE OF .15 GAL. PER SQ. YD. AND SAND COVER AT RATE OF 4 TO 7 LBS. PER SQ. YD.
- ④ ITEM E-10 SEALING (ONLY) OF EDGE OF EXISTING PAVEMENT USING BITUMINOUS MATERIAL SEC. M-5.12, AE-3 APPLIED AT RATE OF .15 GAL. PER SQ. YD.
- ⑤ ITEM B-35 3" ASPHALTIC CONCRETE, 2ND BASE COURSE
- ⑥ ITEM B-35 3" ASPHALTIC CONCRETE, 1ST BASE COURSE
- ⑦ ITEM I-19 1 1/4" INSULATION COURSE
- ⑧ ITEM I-9 STONE UNDERDRAINS (FRENCH DRAIN) No. 2 (PLACED AS DIRECTED BY ENGINEER)

- GENERAL NOTES -

BITUMINOUS PRIME COAT ITEM T-30 OF BITUMINOUS MATERIAL SEC. M-5.12 AE-3 SHALL BE APPLIED BY DISTRIBUTOR OR BY BROOMS AT THE RATE OF .15 GAL. PER SQ. YD. AND SAND COVER UNIFORMLY SPREAD AT THE RATE OF FROM 4 TO 7 LBS. PER SQ. YD. AFTER THE BITUMINOUS MATERIAL IS APPLIED ALL MATERIAL NOT REQUIRED TO GIVE A UNIFORM COATING TO THE SURFACE, SHALL BE SWEEP INTO ALL CRACKS AND OPEN JOINTS BEFORE THE SAND COVER IS PLACED.

PAYMENT FOR SAND COVER IS INCLUDED IN THE PRICE PER GALLON FOR BITUMINOUS MATERIAL.

WIDENING - IN GENERAL, THE WIDENING ON THIS PROJECT WILL BE CARRIED OUT AS SHOWN ON THE TYPICAL SECTIONS. HOWEVER, IF NECESSARY, WIDENING MAY BE PLACED ON ONE SIDE AT THE DIRECTION OF THE ENGINEER.

TRAFFIC - TRAFFIC SHALL BE MAINTAINED AT ALL TIMES TO THE SATISFACTION OF THE DIVISION ENGINEER. THE ITEM OF MAINTAINING SHALL INCLUDE FURNISHING LIGHTS, SIGNS, BARRICADES AND WATCHMEN NECESSARY TO SECURE THE UNIMPEDED FLOW OF TRAFFIC TWENTYFOUR (24) HOURS DAILY.

EARTHWORK - ALL SUITABLE MATERIAL RESULTING FROM ROADWAY EXCAVATION (UNCLASSIFIED) SHALL BE USED TO RAISE THE ROADWAY SHOULDERS AS INDICATED ON THE TYPICAL SECTION.

EMBANKMENT - WATERING EMBANKMENT AND DENSITY REQUIREMENTS AS REFERRED TO IN PARAGRAPH E-1.05 OF THE GENERAL SPECIFICATIONS WILL NOT BE REQUIRED ON THIS PROJECT.

PROFILE - THE PROFILE OF THE ASPHALTIC CONCRETE SURFACE SHALL BE APPROXIMATELY 2" ABOVE THAT OF THE EXISTING PAVEMENT.

FORMS - SIDE FORMS, SET TO THE LINE AND GRADE ESTABLISHED BY THE ENGINEER, WILL BE REQUIRED FOR THE NEW BASE WIDENING.

PAVEMENT - THE DESIGNED DEPTH OF THE BITUMINOUS CONCRETE COURSES SHOWN ON THE PLANS ARE SUBJECT TO ADJUSTMENT ACCORDING TO THE RATIO OF VOLUME TO WEIGHT AS INDICATED IN THE SPECIFICATIONS FOR THE ITEM.

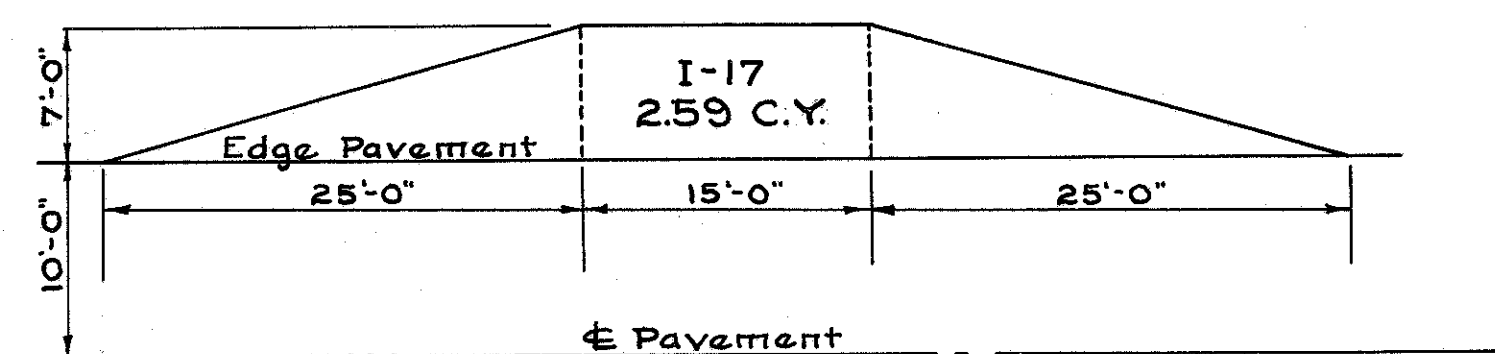
SHOULDERS & SLOPES - ITEM E-1, ROADWAY EXCAVATION AND ITEM E-4, BORROW SHALL INCLUDE THE THOROUGH COMPACTION OF EARTHWORK AND THE FINAL OPERATIONS OF GRADING NECESSARY TO FINISH THE SHOULDERS AND SLOPES TO APPROXIMATELY THE LINES INDICATED ON THE TYPICAL SECTIONS. THE USE OF TEMPLATE AND FINE HAND GRADING WILL NOT BE REQUIRED.

SUPERELEVATION - MATERIAL FOR SUPERELEVATING CURVES SHALL BE LAID IN COURSES NOT MORE THAN 3" IN DEPTH. SUPERELEVATED CURVES SHALL BE BUILT WITHOUT CROWN. THE CROWN SHALL BE WORKED OUT OF THE PAVEMENT IN THAT PORTION BETWEEN THE BEGINNING OF THE TRANSITION AND THE POINT WHERE THE SUPERELEVATION EQUALS TWICE THE CROWN.

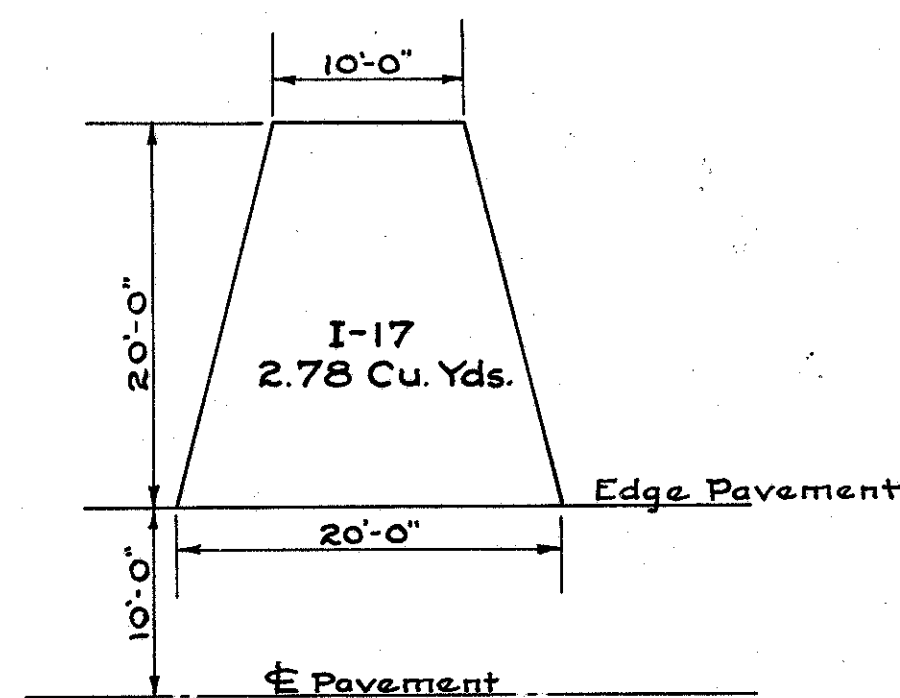
AGGREGATE :- The aggregate (Item I-17) called for on this plan shall be used at mail boxes and side approaches at the direction of the Engineer.

PRIME COAT - The necessity for using Prime Coat Item T-30 will be determined by the Engineer before the Contractor orders the material for this item.

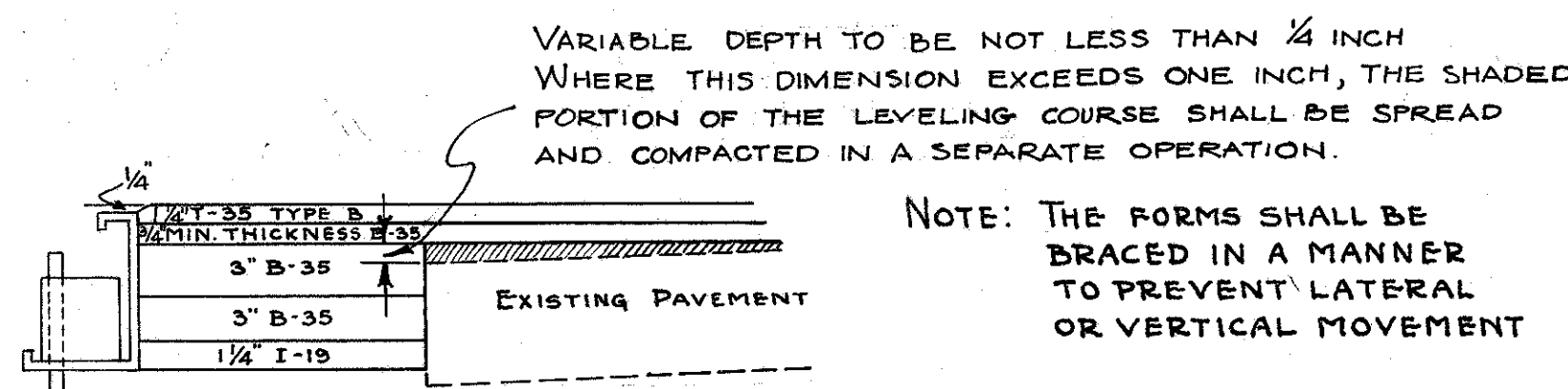
COMPACTION OF SUBGRADE - LOOSENING AND WATERING OF SUBGRADE IN CUTS ACCORDING TO SEC. E-1.11 WILL NOT BE REQUIRED, IF DENSITY REQUIREMENTS CAN BE MET BY ADDITIONAL ROLLING.



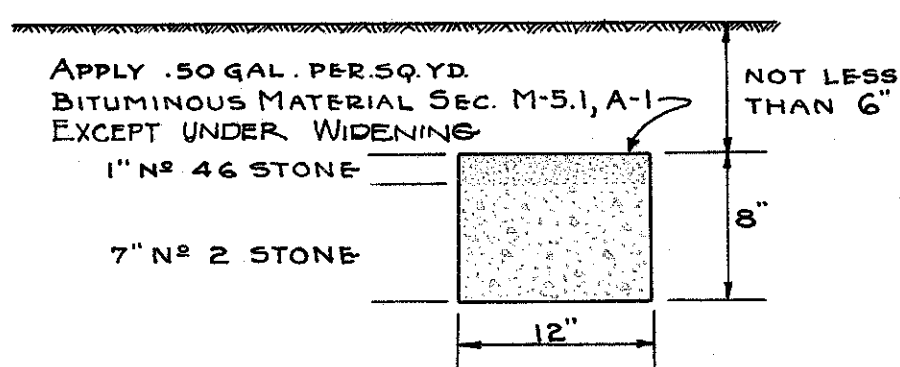
DETAIL of MAIL BOX APPROACH



DRIVE DETAIL



FORM & COURSE DETAIL



DETAIL of No. 2 STONE UNDERDRAIN

- (A) HAND TAMP LIGHTLY THE No. 2 STONE TO A FINISHED DEPTH OF 7" BEFORE PLACING THE No. 46 STONE
- (B) HAND TAMP LIGHTLY THE No. 46 STONE TO A FINISHED DEPTH OF 1" BEFORE PLACING THE BITUMINOUS MATERIAL
- (C) IN THE APPLICATION OF THE BITUMINOUS MATERIAL THE SURFACE SHALL BE COVERED THE FULL WIDTH OF TRENCH FORMING AN IMPERVIOUS MAT. OMIT BITUMINOUS APPLICATION ON AREA UNDER PAVEMENT