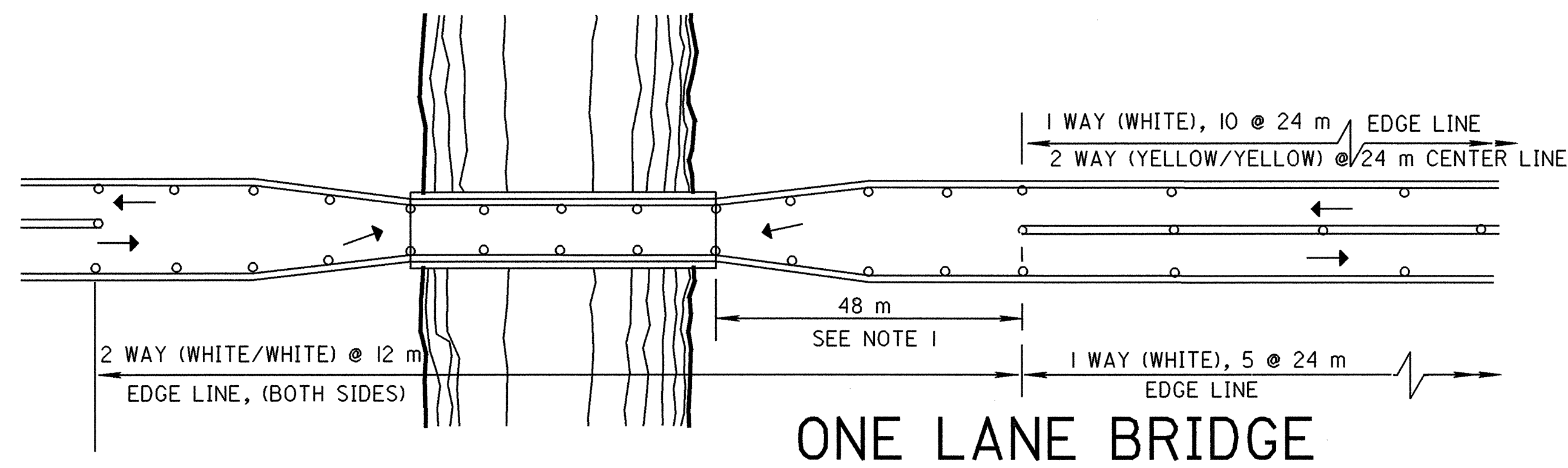


NOTES

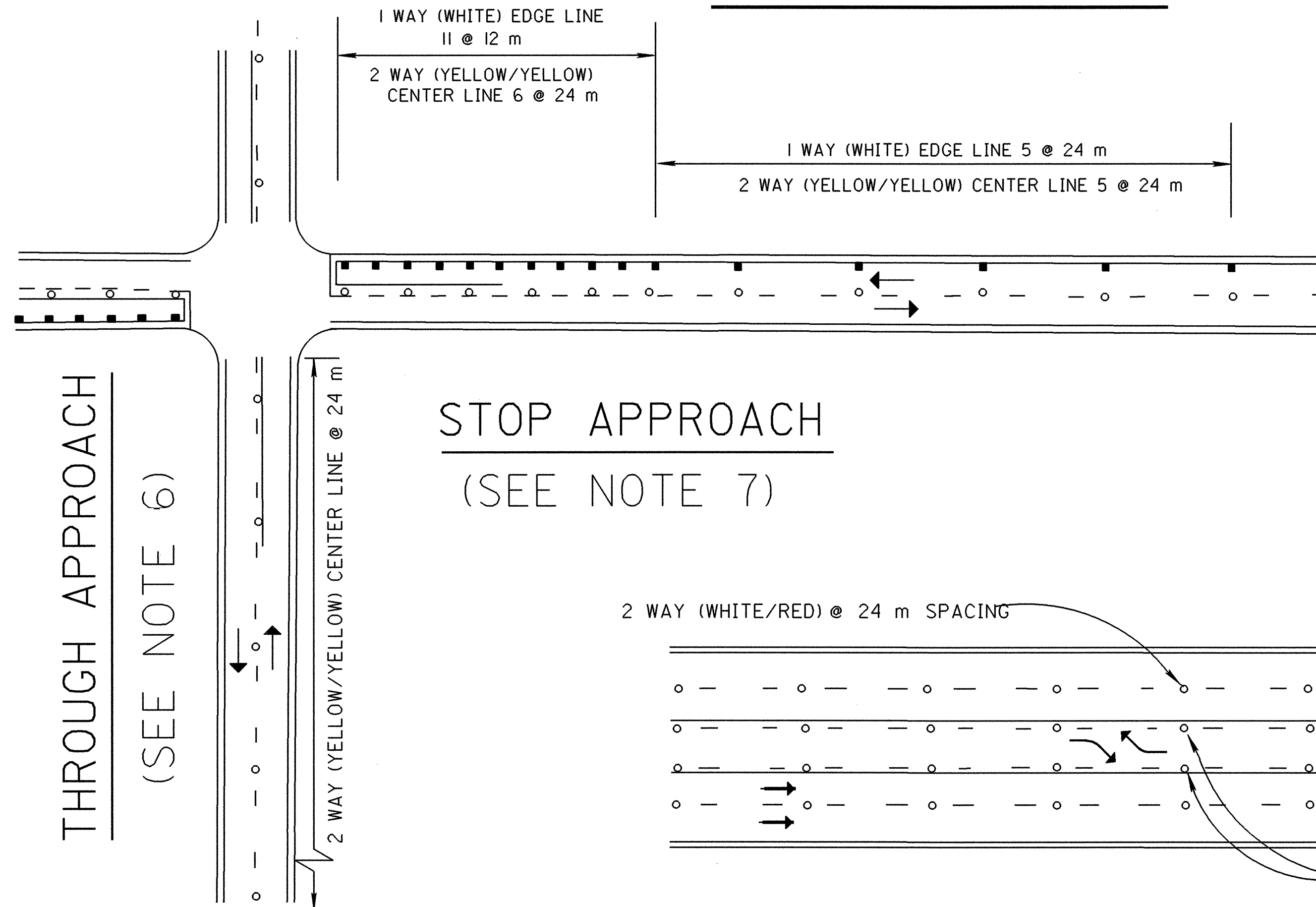
- FOR ONE LANE BRIDGES, PAINTED CENTER LINE AND CENTER LINE MARKERS SHALL BE OMITTED 48 METERS ON EACH SIDE AND ACROSS THE BRIDGE.
- FOR HORIZONTAL CURVE RADIUS OF 380 METERS OR LESS, THE SPACING OF THE CENTER LINE MARKERS SHALL BE REDUCED TO 12 m BETWEEN P.C. OR T.S. AND P.T. OR S.T.
- FOR HORIZONTAL CURVE RADIUS OF 250 METERS OR LESS, THE SPACING OF THE CENTER LINE MARKERS MAY BE REDUCED TO 6 m BETWEEN P.C. OR T.S. AND P.T. OR S.T. WHEN USING 6 m SPACING, 12 RAISED PAVEMENT MARKERS AT 12 m SPACING SHALL BE INSTALLED ON EACH END OF THE 6 m SPACING.
- A MINIMUM OF 3 EQUALLY SPACED RAISED PAVEMENT MARKERS SHALL BE INSTALLED ON THE BACK TAPER.
- WHEN A CHANNELIZING LINE IS LESS THAN 24 m LONG, ONE RAISED PAVEMENT MARKER SHALL BE PLACED AT EACH END OF THE LINE AND ONE SHALL BE PLACED IN THE CENTER OF THE LINE.
- RAISED PAVEMENT MARKERS SHALL NOT BE PLACED ON EDGE LINES ON A THROUGH APPROACH.
- ALL APPROACHES AT A SIGNALIZED INTERSECTION SHALL BE TREATED AS SHOWN IN THE STOP APPROACH DETAIL.

LEGEND

- 1 WAY REFLECTORS
- 2 WAY REFLECTORS

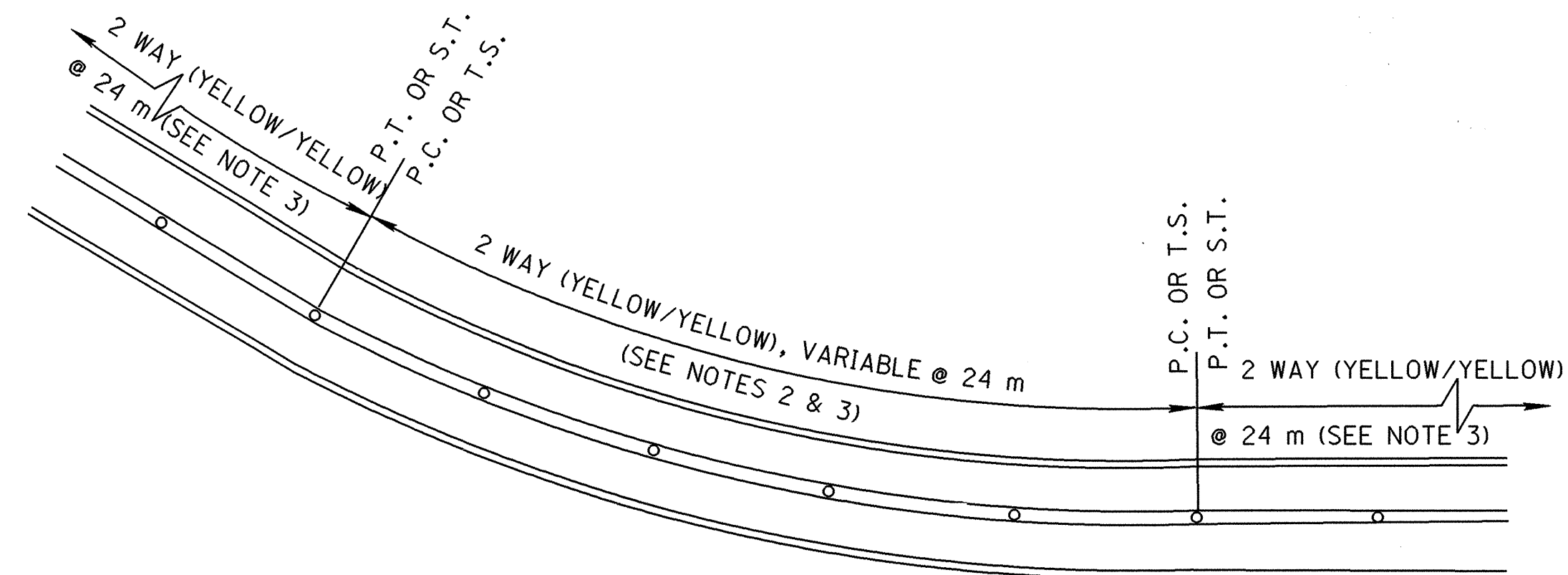


ONE LANE BRIDGE

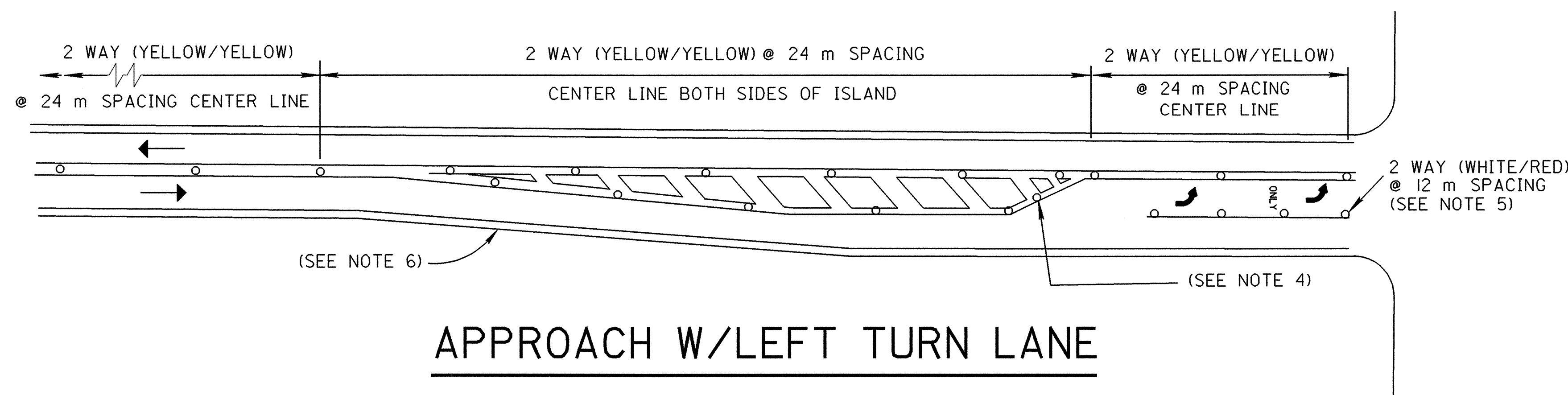


STOP APPROACH
(SEE NOTE 7)

TWO WAY LEFT TURN LANE



HORIZONTAL CURVE



APPROACH W/LEFT TURN LANE



metric
units

OFFICE OF TRAFFIC ENGINEERING DIVISION OF ENGINEERING POLICY OHIO DEPARTMENT OF TRANSPORTATION	
TRAFFIC CONTROL	DATE 11/03/93
RAISED PAVEMENT MARKER DETAILS II	11/01/95
STANDARD CONSTRUCTION DRAWING	TC-65.12M
APPROVED <i>[Signature]</i>	ADMINISTRATOR