

B.M. 10 Elevation 870.19
 Cross on S.W. corner
 of South headwall.
 Sta. 48+53.5

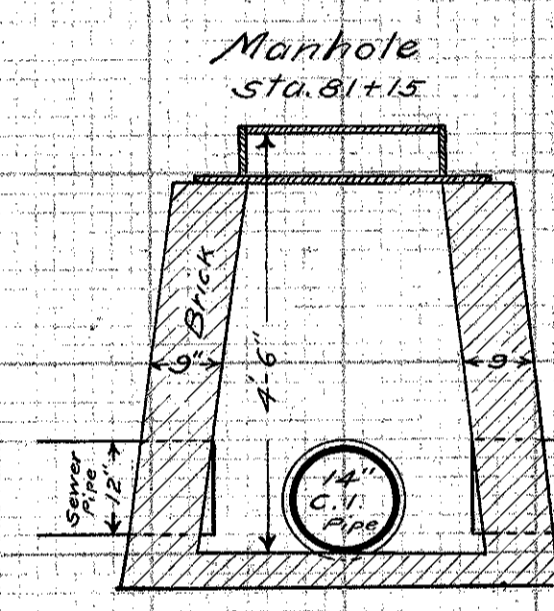
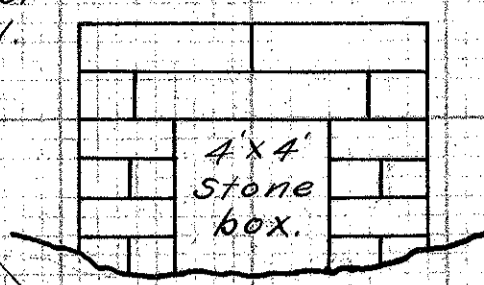
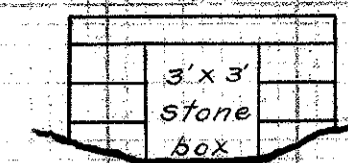
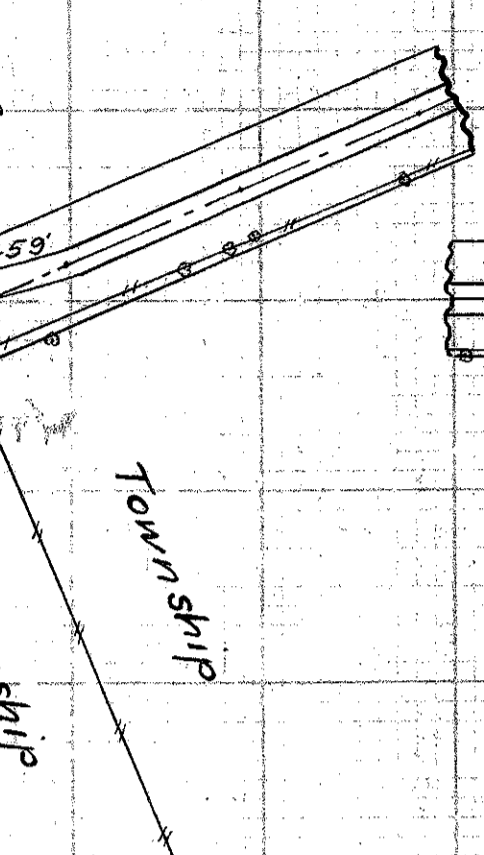
B.M. 11 Elevation 851.99
 Cross on S.W. corner
 of South headwall.
 Sta. 56+05

B.M. 12 Elevation 854.72
 Top of boulder north side
 of road Sta. 60+40

B.M. 13 Elevation 852.61
 Cross on stone at S.W. corner
 of pipe Culvert. Sta. 64+40

B.M. 14 Elevation 853.98
 Spike in roof Elm south
 side of road. Sta. 71+82

B.M. 15 Elevation 843.83
 Spike in side of Elm north
 side of road Sta. 77+38



div. sum.

Roscoe E. Thomas

Cecil Pomeroy

Almena M. Baker

Eulalia Baker

Sta. 40 to Sta. 50
 Cut 166.5 cu yds.
 Fill 126.1 "

Sta. 50 to Sta. 60
 Cut 575.8 cu yds.
 Fill 588.1 "

Sta. 60 to Sta. 70
 Cut 149.3 cu yds.
 Fill 328.1 "

Sta. 70 to Sta. 80
 Cut 190.0 cu yds.
 Fill 270.2 "

