





LEGEND

-  ROAD CONSTRUCTION AHEAD
OW-128-900
-  ROAD CLOSED AHEAD
OW-120-900
-  ROAD CLOSED
R-75-1200
-  NO OUTLET
W-48-750