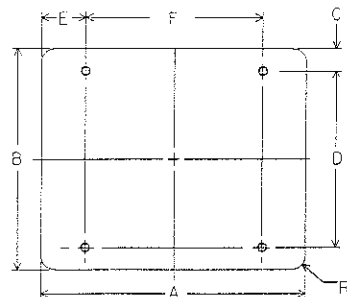


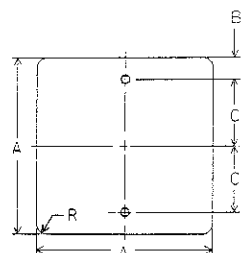
H-REC-1-2

A	B	C	D	R	GAUGE	SQ.FT.
12	4	1.00	2	1.50	0.063	0.34
12	6	1.50	3	1.50	0.063	0.50
12	9	1.50	6	1.50	0.063	0.75
18	6	1.50	3	1.50	0.063	0.75
18	12	1.50	9	1.50	0.063	1.50
21	15	1.50	12	1.50	0.063	2.19
21	18	3	12	1.50	0.063	2.63
24	6	1.50	3	1.50	0.063	1.00
24	8	1.50	5	1.50	0.063	1.33
24	10	1.50	7	1.50	0.063	1.67
24	12	1.50	9	1.50	0.063	2.00
24	18	3	12	1.50	0.063	3.00
30	8	1.50	5	1.50	0.063	1.67
30	10	1.50	7	1.50	0.063	2.08
30	12	1.50	9	1.50	0.080	2.50
30	15	1.50	12	1.50	0.080	3.13
30	16	1.50	13	1.50	0.080	3.33
30	18	3	12	1.50	0.080	3.75
30	24	3	18	1.50	0.080	5.00
36	6	1.50	3	1.50	0.080	1.50
36	12	1.50	9	1.50	0.080	3.00
36	15	1.50	12	1.50	0.080	3.75
36	18	3	12	1.50	0.080	4.50
36	24	3	18	1.50	0.080	6.00
37.5	30	3	24	1.50	0.080	7.81
42	15	1.50	12	1.50	0.080	4.38
48	20	3	14	1.50	0.080	6.67



H-REC-2-4

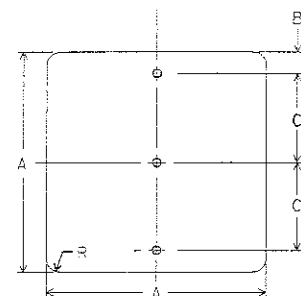
A	B	C	D	E	F	R	GAUGE	SQ.FT.
36	24	3	18	6	24	1.50	0.080	6.00
36	30	3	24	6	24	1.88	0.080	7.50
40	20	3	14	6	28	1.50	0.080	5.56
42	36	6	24	9	24	2.25	0.100	10.50
45	36	6	24	9	27	2.25	0.100	11.25
48	8	1.50	5	9	30	1.50	0.080	2.67
48	8.50	1.50	5.50	9	30	1.50	0.080	2.83
48	14	1.50	11	9	30	1.50	0.080	4.67
48	16	1.50	13	9	30	1.50	0.080	5.33
48	18	3	12	9	30	1.50	0.080	6.00
48	24	3	18	9	30	1.88	0.100	8.00
48	30	3	24	9	30	1.88	0.100	10.00
48	36	6	24	9	30	2.25	0.100	12.00
48	42	6	30	9	30	2.25	0.100	14.00
56	8	1.50	5	12	32	1.50	0.100	3.11
60	12	1.50	9	12	36	1.50	0.080	5.00
60	24	3	18	12	36	1.50	0.100	10.00
60	30	3	24	12	36	1.88	0.100	12.50
60	36	6	24	12	36	2.25	0.100	15.00
60	40	6	28	12	36	2.25	0.100	16.67
64	8	1.50	5	12	40	1.50	0.100	3.56
66	24	3	18	12	42	1.50	0.100	11.00
66	36	6	24	12	42	2.25	0.100	16.50
72	12	1.50	9	12	48	1.50	0.100	6.00
72	18	3	12	12	48	1.50	0.100	9.00
72	24	3	18	12	48	1.50	0.100	12.00
72	36	6	24	12	48	1.50	0.100	18.00



SQ-1-2

A	B	C	R	GAUGE	SQ.FT.
15	3	4.5	1.50	0.063	1.56
18	3	6	1.50	0.063	2.25
24	3	9	1.50	0.063	4.00

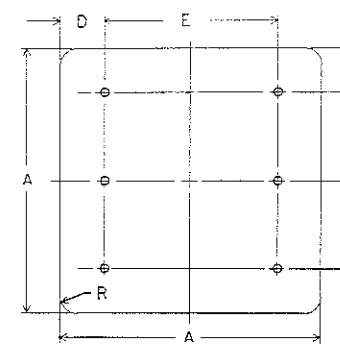
A	B	C	R	THICKNESS	m ²
375	75	112.5	38	1.6	0.14
450	75	150	38	1.6	0.20
600	75	225	38	1.6	0.36



SQ-1-3

A	B	C	R	GAUGE	SQ.FT.
30	3	12	1.88	0.080	6.25
36	6	12	2.25	0.080	9.00

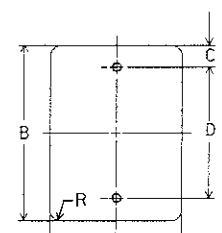
A	B	C	R	THICKNESS	m ²
750	75	300	48	2.0	0.56
900	150	300	57	2.0	0.81



SQ-2-6

A	B	C	D	E	R	GAUGE	SQ.FT.
36	6	12	6	24	2.25	0.080	9.00
48	6	18	9	30	3.00	0.100	16.00

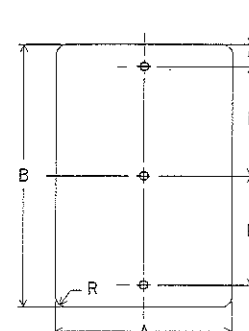
A	B	C	D	E	R	THICKNESS	m ²
900	150	300	150	600	57	2.0	0.81
1200	150	450	225	750	75	2.5	1.44



V-REC-1-2

A	B	C	D	R	GAUGE	SQ.FT.
8	26	5	16	1.50	0.063	1.44
9	12	1.50	9	1.50	0.063	0.75
12	18	1.50	15	1.50	0.063	1.50
12	24	3	18	1.50	0.063	2.00
18	24	3	18	1.50	0.063	3.00

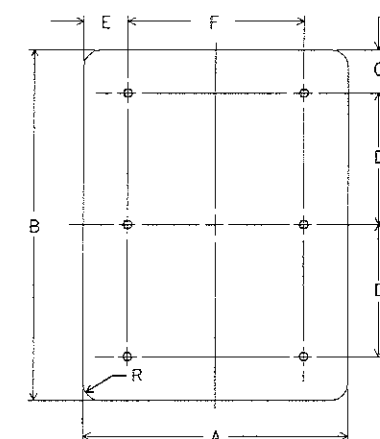
A	B	C	D	R	THICKNESS	m ²
200	650	125	400	38	1.6	0.13
225	300	37.5	225	38	1.6	0.07
300	450	37.5	375	38	1.6	0.14
300	600	75	450	38	1.6	0.18
450	600	75	450	38	1.6	0.27



V-REC-1-3

A	B	C	D	R	GAUGE	SQ.FT.
6	54	9	18	1.50	0.080	2.25
12	36	3	15	1.50	0.063	3.00
12	48	6	18	1.50	0.080	4.00
24	30	3	12	1.50	0.080	5.00
24	36	3	15	1.50	0.080	6.00
24	48	9	15	1.50	0.100	8.00
30	36	3	15	1.88	0.080	7.50
30	38	3	16	1.50	0.080	7.92
30	42	9	12	1.50	0.080	8.75
36	42	9	12	2.25	0.100	10.50

A	B	C	D	R	THICKNESS	m ²
150	1350	225	450	38	2.0	0.20
300	900	75	375	38	1.6	0.27
300	1200	150	450	38	2.0	0.36
600	750	75	300	38	2.0	0.45
600	900	75	375	38	2.0	0.54
600	1200	225	375	38	2.5	0.72
750	900	75	375	48	2.0	0.68
750	950	75	400	38	2.0	0.68
750	1050	225	300	38	2.0	0.79
900	1050	225	300	57	2.5	0.95



V-REC-2-6

A	B	C	D	E	F	R	GAUGE	SQ.FT.
36	48	6	18	6	24	2.25	0.080	12.00
36	54	6	21	6	24	2.25	0.100	13.50
36	60	6	24	6	24	2.25	0.100	15.00
36	72	9	27	6	24	2.25	0.100	18.00
48	54	6	21	9	30	3	0.100	18.00
48	60	6	24	9	30	3	0.100	20.00
48	96	12	36	9	30	3	0.100	32.00

A	B	C	D	E	F	R	THICKNESS	m ²
900	1200	150	450	150	600	57	2.0	1.08
900	1350	150	525	150	600	57	2.5	1.22
900	1500	150	600	150	600	57	2.5	1.35
900	1800	225	675	150	600	57	2.5	1.62
1200	1350	150	525	225	750	75	2.5	1.62
1200	1500	150	600	225	750	75	2.5	1.80
1200	2400	300	900	225	750	75	2.5	2.88

NOTES

- For each detail shown, the top table is in inches and the lower table is in millimeters unless otherwise noted.
- All bolt holes shall be 3/8" (10 mm) in diameter, and may be drilled or punched to finished size.
- Dimensions between bolt holes shall be to tolerance of ± 1/32" (± 0.8 mm).

A	B	C	D	R	THICKNESS	m ²
300	100	25	50	38	1.6	0.03
300	150	37.5	75	38	1.6	0.05
300	225	37.5	150	38	1.6	0.07
450	150	37.5	75	38	1.6	0.07
450	300	37.5	225	38	1.6	0.14
525	375	37.5	300	38	1.6	0.20
525	450	75	300	38	1.6	0.24
600	150	37.5	75	38	1.6	0.09
600	200	37.5	125	38	1.6	0.12
600	250	37.5	175	38	1.6	0.15
600	300	37.5	225	38	1.6	0.18
600	450	75	300	38	1.6	0.27
750	200	37.5	125	38	1.6	0.15
750	250	37.5	175	38	1.6	0.19
750	300	37.5	225	38	2.0	0.23
750	375	37.5	300	38	2.0	0.28
750	400	37.5	325	38	2.0	0.30
750	450	75	300	38	2.0	0.34
750	600	75	450	38	2.0	0.45
900	150	37.5	75	38	2.0	0.14
900	300	37.5	225	38	2.0	0.27
900	375	37.5	300	38	2.0	0.34
900	450	75	300	38	2.0	0.41
900	600	75	450	38	2.0	0.54
937	750	75	600	38	2.0	0.70
1050	375	37.5	300	38	2.0	0.39
1200	500	75	350	38	2.0	0.60

A	B	C	D	E	F	R	THICKNESS	m ²
900	600	75	450	150	600	38	2.0	0.54
900	750	75	600	150	600	48	2.0	0.68
1000	500	75	350	150	700	38	2.0	0.50
1050	900	150	600	225	600	57	2.5	0.95
1125	900	150	600	22				