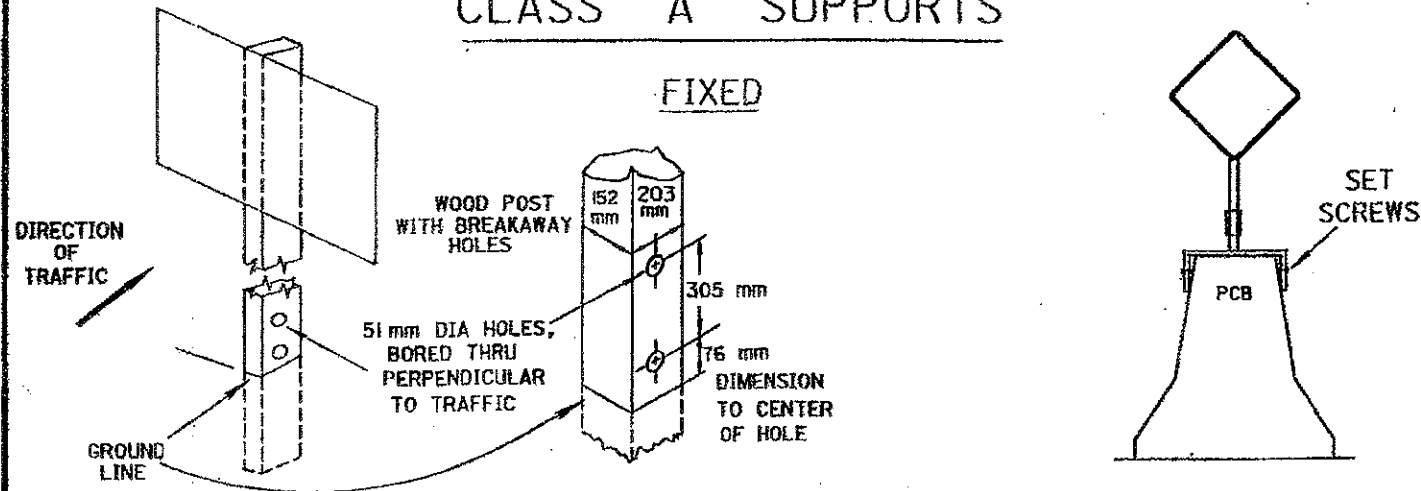
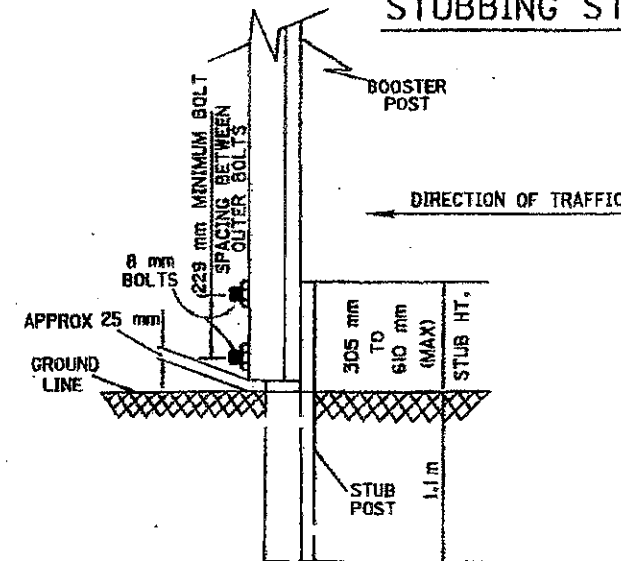


CLASS A SUPPORTS



CLASS A SUPPORTS

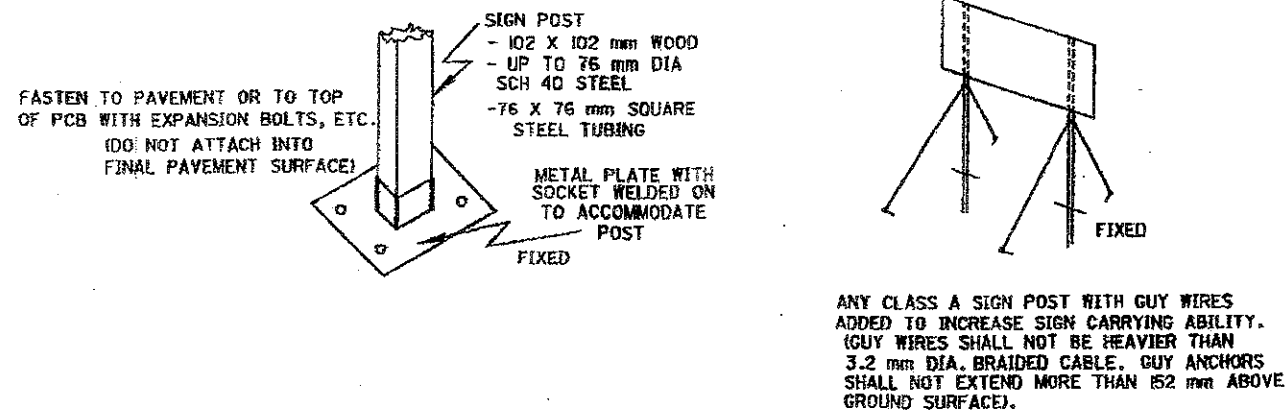
STUBBING STANDARD



NOTES

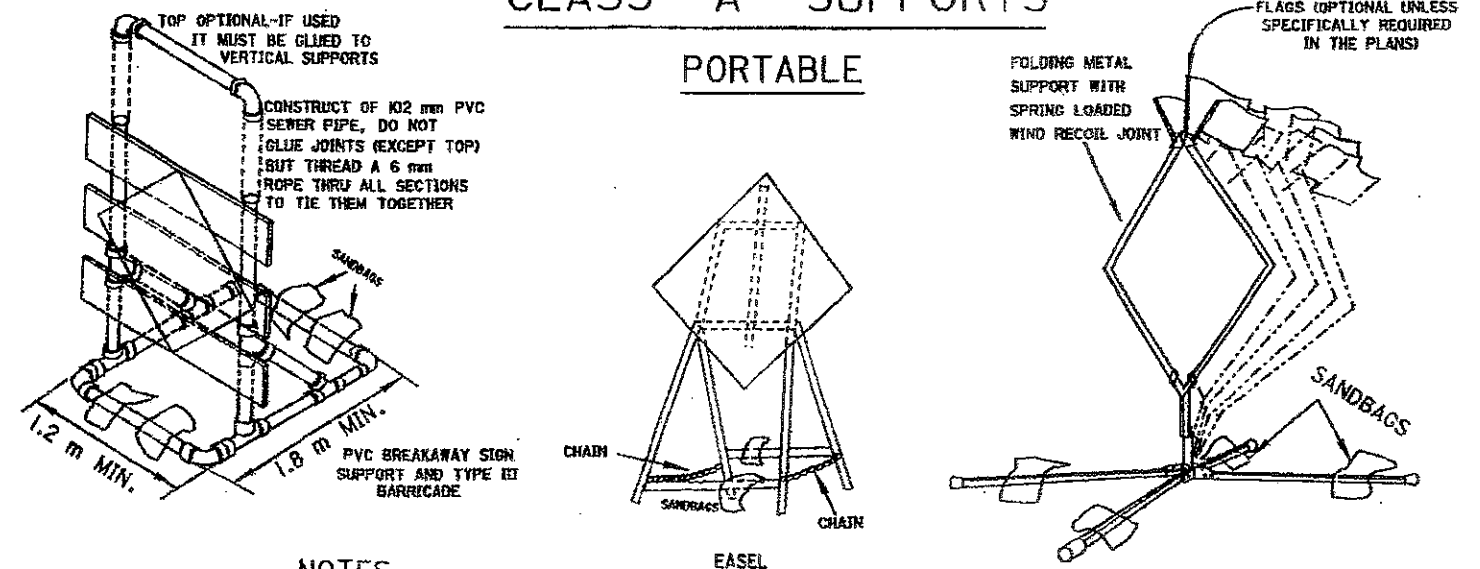
1. FOR USE WITH #3 POST OR SMALLER ONLY
2. BOLTS SHALL BE STEEL OR ALUMINUM
3. A MINIMUM OF TWO FASTENERS SHALL BE USED PER ASSEMBLY
4. BOOSTER POST SHALL BE MOUNTED BEHIND STUB POST
5. BOOSTER POST SHALL BE THE SAME OR 1.5 kg/m LESS THAN STUB POST

CLASS B SUPPORTS



CLASS A SUPPORTS

PORTABLE

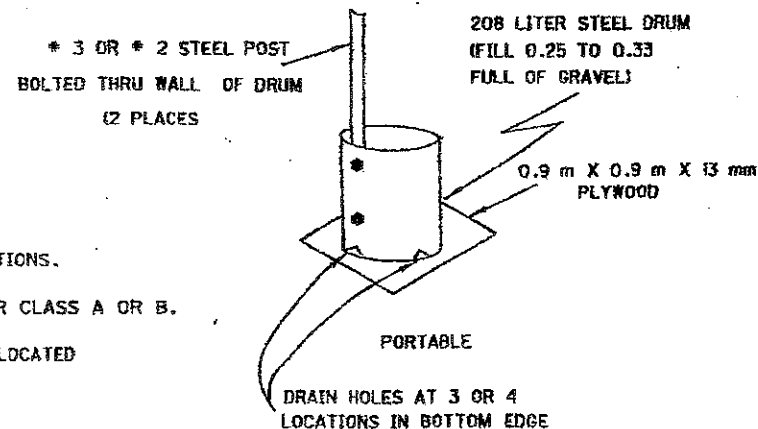


NOTES

RAIL MATERIALS:

25 X 203 mm OR 51 X 203 mm COMMON LUMBER
 203 mm X (16 mm TO 25 mm) THICK EXTERIOR PLYWOOD
 EXTRUDED PLASTIC OR FORMED SHEET METAL WITH A 203 mm WIDE SURFACE AND OF SUFFICIENT STIFFNESS TO RESIST TYPICAL WIND LOADS OF UP TO 147 kg/m², BUT HAVING A WEIGHT OF NOT MORE THAN 7.5 kg/m.

CLASS C SUPPORTS



1. ALL BEAM TYPE SUPPORTS WITHOUT BREAKAWAY CONNECTIONS.
2. SUPPORTS SIMILAR TO BUT LARGER THAN PERMITTED FOR CLASS A OR B.
3. THE STEEL DRUM(S) SHOWN BELOW MAY BE USED ONLY WHEN LOCATED BEHIND GUARDRAIL OR BARRIER.

ALL WORK AND TRAFFIC CONTROL DEVICES SHALL BE IN ACCORDANCE WITH 614 AND OTHER APPLICABLE PORTIONS OF THE C & M SPECIFICATIONS AS WELL AS IN ACCORDANCE WITH PART 7 OF THE OMUTCD. PAYMENT FOR ALL LABOR, EQUIPMENT AND MATERIALS TO PROVIDE THIS METHOD OF TRAFFIC CONTROL SHALL BE INCLUDED IN THE LUMP SUM BID FOR 614 MAINTAINING TRAFFIC, UNLESS SEPARATELY ITEMIZED IN THE PLAN.

BUREAU OF DESIGN SERVICES
 DIVISION OF HIGHWAYS
 OHIO DEPARTMENT OF TRANSPORTATION

MAINTENANCE OF TRAFFIC

DATE
 04/25/94

TEMPORARY SIGN SUPPORT

STANDARD CONSTRUCTION DRAWING
 MT-105.11M

APPROVED *Ray A. Coughlin* ENGR. OF DESIGN SERVICES

METRIC