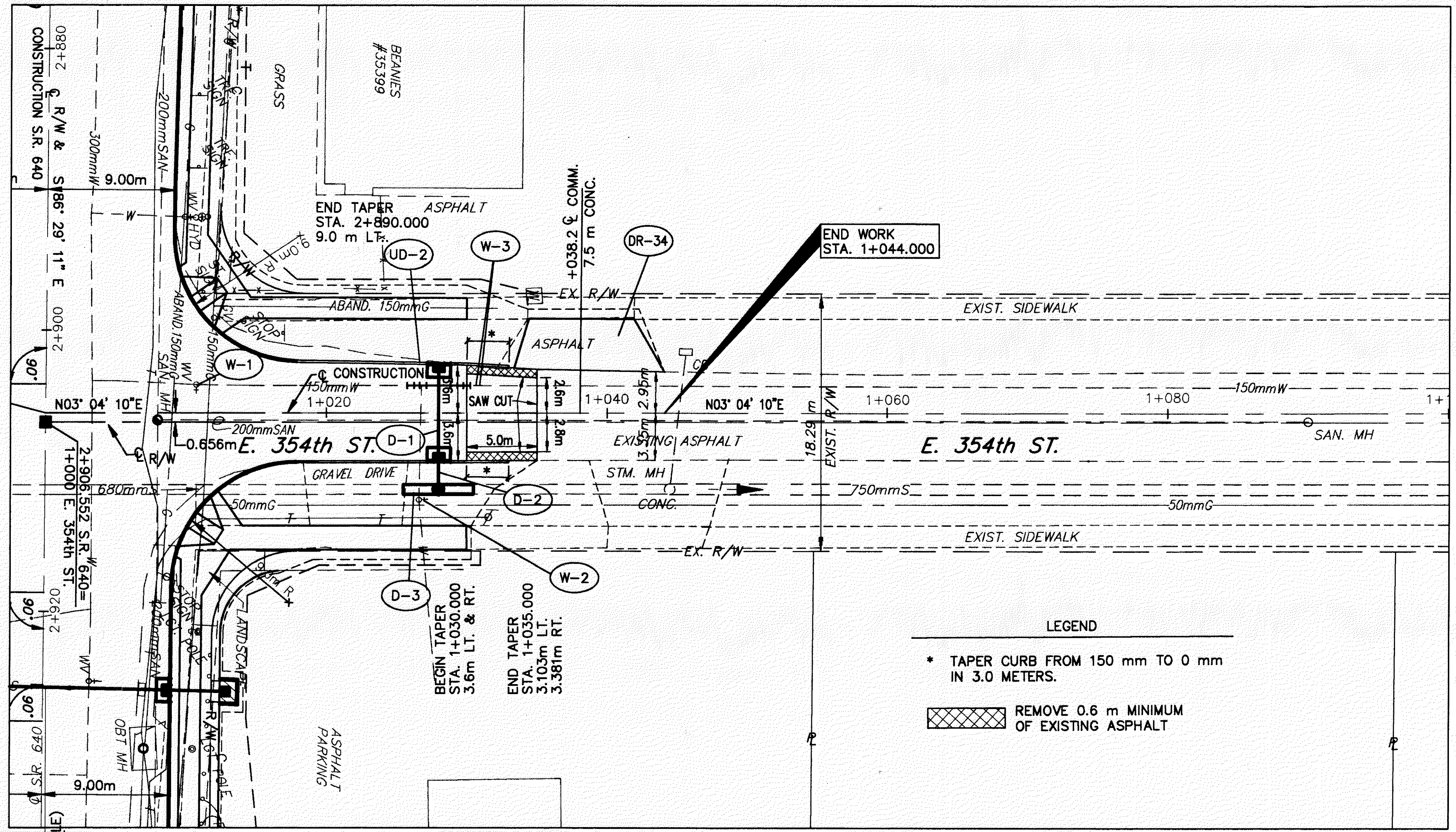
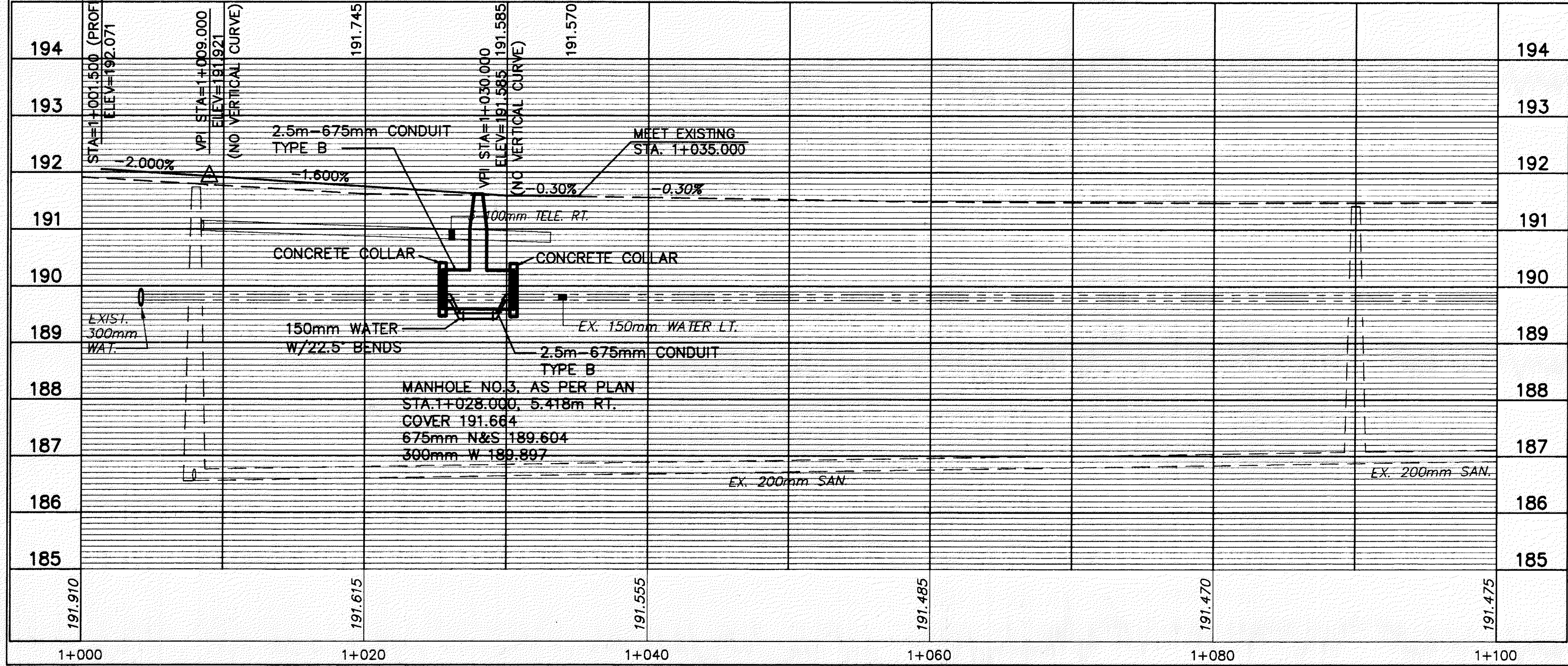


H:\CT\98208\SDSK\E354.DWG


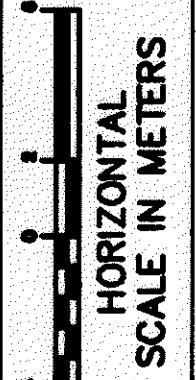


LEGEND

- * TAPER CURB FROM 150 mm TO 0 mm IN 3.0 METERS.
- REMOVE 0.6 m MINIMUM OF EXISTING ASPHALT



FOR TYPICAL SECTIONS, SEE SHEETS 3-7
 FOR ROADWAY, DRAINAGE AND SANITARY QUANTITIES, SEE SHEET 90
 FOR CROSS SECTIONS AND PIPE PROFILES, SEE SHEETS 111-122
 FOR INTERSECTION DETAILS, SEE SHEETS 123-129
 FOR DRIVEWAY PROFILES, SEE SHEETS 130-137
 FOR DRIVEWAY DETAILS, SEE SHEET 138
 FOR DRAINAGE DETAILS, SEE SHEETS 139-140
 FOR WATER WORK DETAILS, SEE SHEETS 141-144
 FOR MONUMENT LOCATIONS, SEE SHEET 2
 FOR SIGNAL PLAN, SEE SHEETS 150-158
 FOR SIGNING PLAN, SEE SHEETS 165-168
 FOR PAVEMENT MARKING DETAILS, SEE SHEET 159-164
 FOR SAW CUT AT EXISTING PARKING LOTS, SEE SHEET 138
 FOR SUB-SUMMARIES, SEE SHEETS 32-43



 CALC. BY: _____
 CHECKED BY: _____

**PLAN AND PROFILE
 EAST 354th STREET**

LAK - 640 - 2.865 (1.78)

89
 189