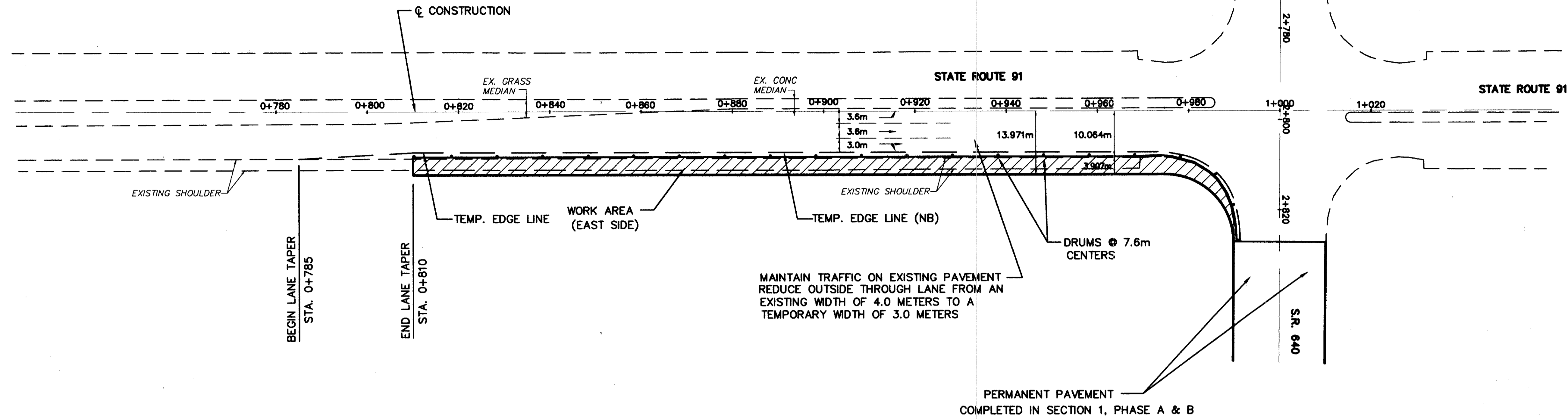
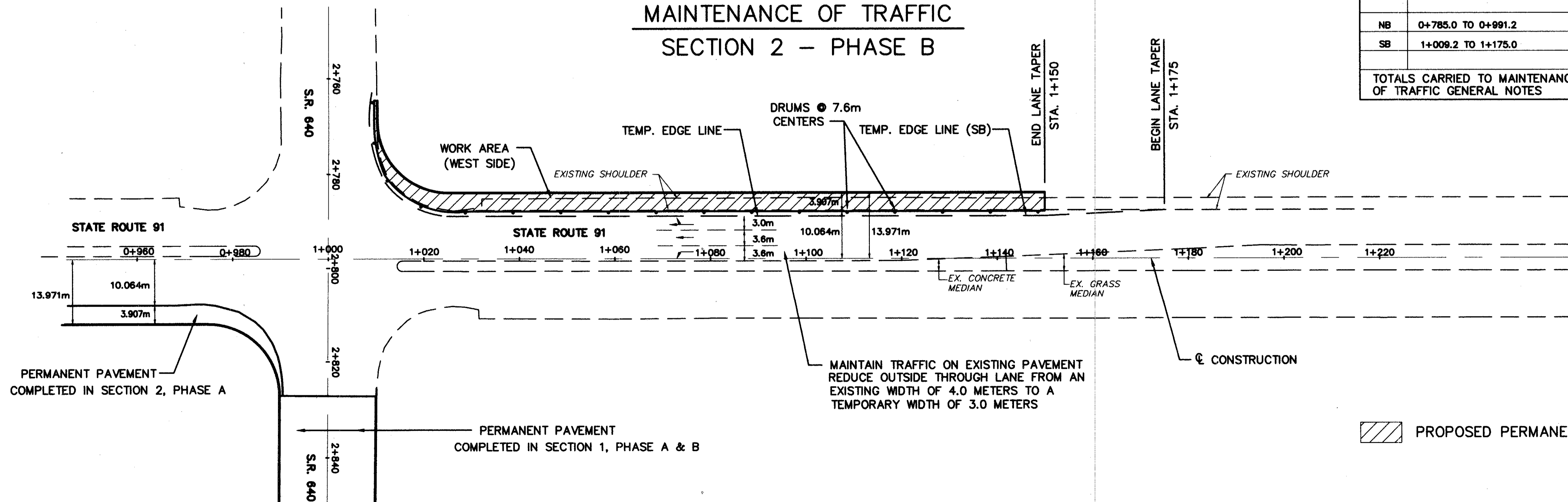


MAINTENANCE OF TRAFFIC SECTION 2 - PHASE A




MAINTENANCE OF TRAFFIC SECTION 2 - PHASE B



ESTIMATED QUANTITIES - SECTION 2, PHASES A & B			
REF. NO.	STATION TO STATION	614	
		TEMPORARY EDGE LINE CLASS I, 740.08 TYPE 1 WHITE METER	
NB	0+785.0 TO 0+991.2	218.8	
SB	1+009.2 TO 1+175.0	184.8	
TOTALS CARRIED TO MAINTENANCE OF TRAFFIC GENERAL NOTES		403.6	

PROPOSED PERMANENT PAVEMENT



HORIZONTAL SCALE IN METERS

CALC. BY: A.E.P.
 CHECKED BY: L.M.H.

MAINTENANCE OF TRAFFIC
 PHASE CONSTRUCTION PLANS

LAK-640-2.865 (178)