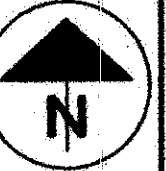

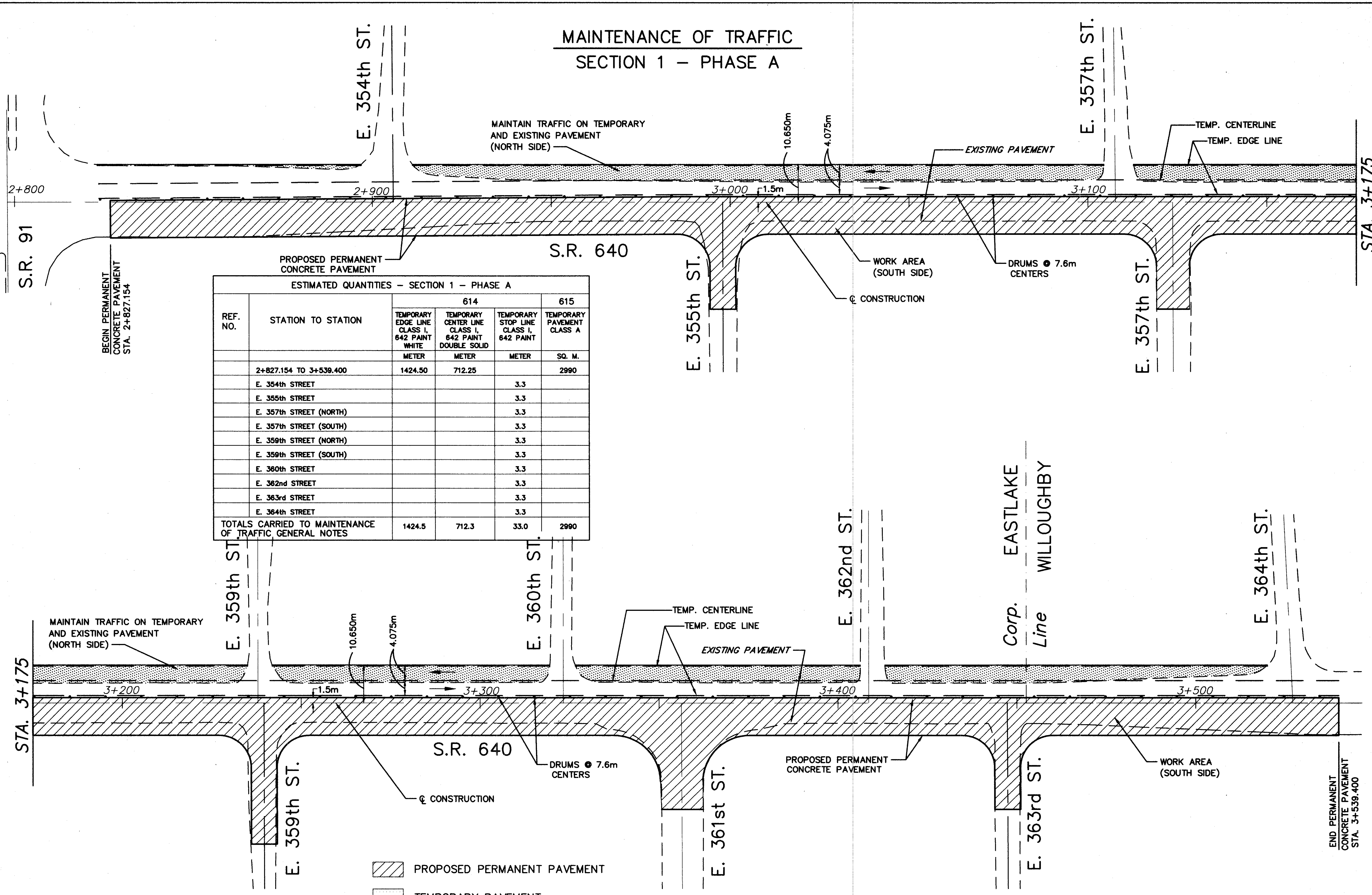


**MAINTENANCE OF TRAFFIC
SECTION 1 - PHASE A**



 HORIZONTAL
 SCALE IN METERS
 CALC. BY: A.E.P.
 CHECKED BY: I.M.H.



ESTIMATED QUANTITIES - SECTION 1 - PHASE A

REF. NO.	STATION TO STATION	614			615
		TEMPORARY EDGE LINE CLASS I, 642 PAINT WHITE	TEMPORARY CENTER LINE CLASS I, 642 PAINT DOUBLE SOLID	TEMPORARY STOP LINE CLASS I, 642 PAINT	TEMPORARY PAVEMENT CLASS A
		METER	METER	METER	SQ. M.
	2+827.154 TO 3+539.400	1424.50	712.25		2990
	E. 354th STREET			3.3	
	E. 355th STREET			3.3	
	E. 357th STREET (NORTH)			3.3	
	E. 357th STREET (SOUTH)			3.3	
	E. 359th STREET (NORTH)			3.3	
	E. 359th STREET (SOUTH)			3.3	
	E. 360th STREET			3.3	
	E. 362nd STREET			3.3	
	E. 363rd STREET			3.3	
	E. 364th STREET			3.3	
TOTALS CARRIED TO MAINTENANCE OF TRAFFIC GENERAL NOTES		1424.5	712.3	33.0	2990

STA. 3+175

MAINTENANCE OF TRAFFIC
PHASE CONSTRUCTION PLANS

LAK-640-2.865 (1.78)

H:\1998\98208\DWG\MOT_TRAF\14199GI.DWG (PLOT3)