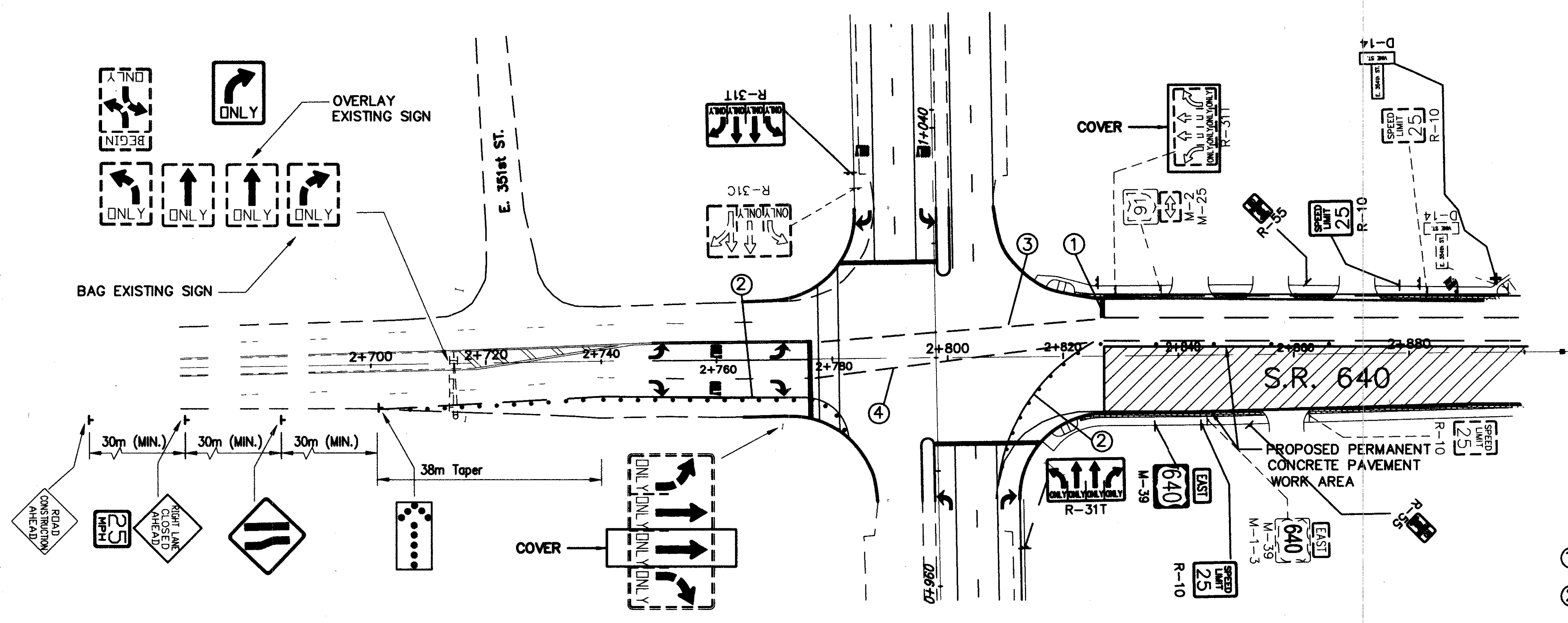
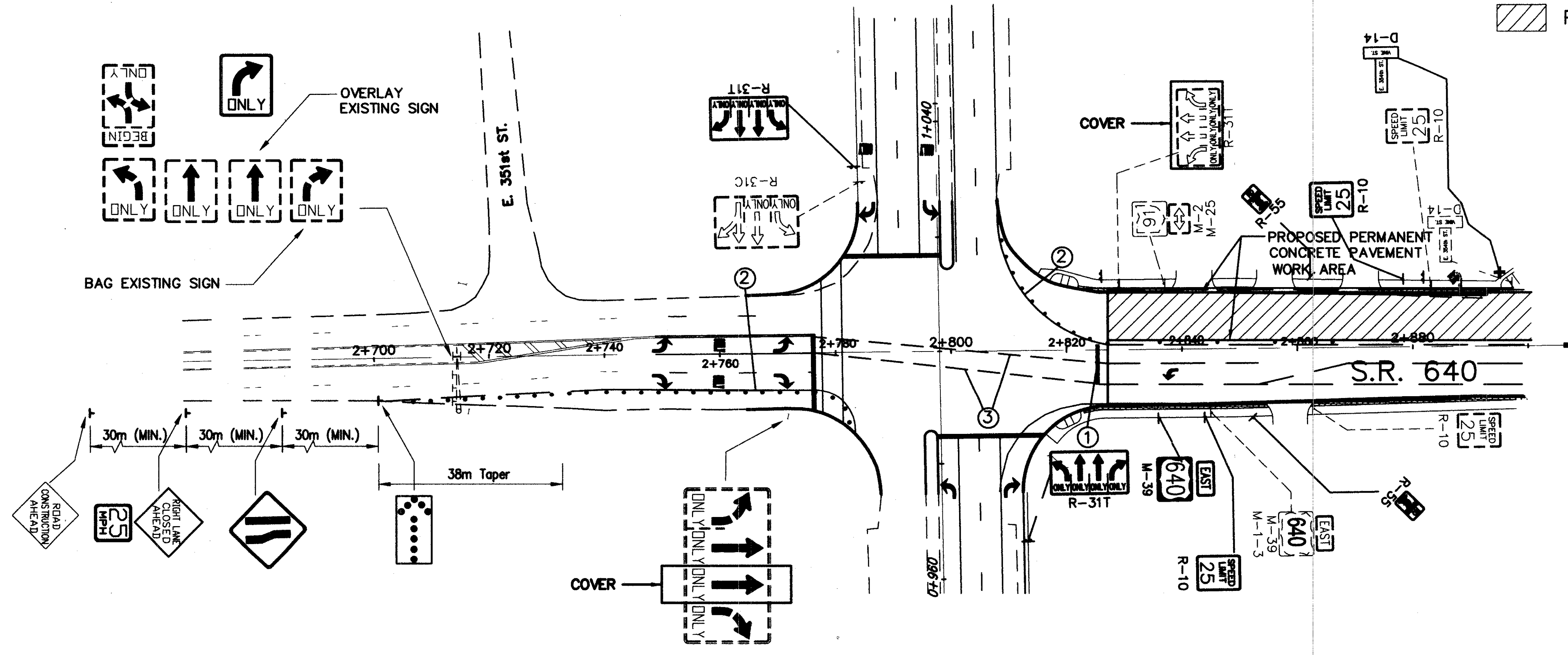


MAINTENANCE OF TRAFFIC  
SECTION 1 - PHASE A



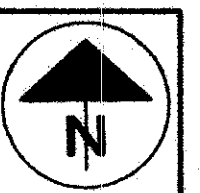
MAINTENANCE OF TRAFFIC  
SECTION 1 - PHASE B



ESTIMATED QUANTITIES - SECTION 1 - PHASE A & B

PHASE NO.	STATION TO STATION	614			
		TEMPORARY DOTTED LINE 4" YELLOW CLASS I, 740.06 TYPE 1	TEMPORARY DOTTED LINE 4" WHITE CLASS I, 740.06 TYPE 1	TEMPORARY STOP LINE CLASS I, 740.06 TYPE 1	TEMPORARY EDGE LINE CLASS I, 740.06 TYPE 1
		METER	METER	METER	METER
A	2+702.000 TO 2+782.810	48.0	48.0	3.7	112.2
B	2+702.000 TO 2+782.810	100.6		7.0	112.2
TOTALS CARRIED TO MAINTENANCE OF TRAFFIC GENERAL NOTES		148.6	48.0	10.7	224.4

- ① TEMPORARY STOP LINE, CLASS I, 740.06 TYPE 1
- ② TEMPORARY EDGE LINE, WHITE, CLASS I, 740.06 TYPE 1
- ③ TEMPORARY DOTTED LINE, 4", YELLOW, CLASS I, 740.06 TYPE 1
- ④ TEMPORARY DOTTED LINE, 4", WHITE, CLASS I, 740.06 TYPE 1
- PLASTIC TRAFFIC DRUM
- ▨ PROPOSED PERMANENT PAVEMENT



CALC. BY: A.E.P.  
CHECKED BY: I.M.H.

HORIZONTAL SCALE IN METERS

MAINTENANCE OF TRAFFIC  
LANE CLOSURE DETAILS

LAK-640-2.865 (178)