BEAM SPLICE DETAILS

BEAM	FLANGE PLATES TYPE	FLANGE PLATES OUTSIDE 2 REQ'D	FLANGE PLATES INSIDE 4 REQ'D	FLANGE BOLTS NUM.	N SPA.	PITCH	A	B	C	WEB SPLICE TYPE	WEB PLATES 2 REQ'D	WEB BOLTS No.	WEIGHT OF SPLICE MAT'RL lbs. ≠
W40X268	B	17½x⅝x5'-11"	7x⅝x5'-11"	80	9	3½	2 5/16	3	7⅛	C	33x11/16x28¼	72	1390
W40X249	B	15½x⅝x4'-9"	6x⅝x4'-9"	64	7	3½	2 5/16	2	7⅛	C	33x11/16x28¼	72	1130
W40X244	B	17½x9/16x4'-9"	7x9/16x4'-9"	64	7	3½	2 5/16	3	7⅛	C	33x11/16x28¼	72	1150
W40X221	B	17½x½x4'-9"	7x½x4'-9"	64	7	3½	2 5/16	3	7⅛	C	33x11/16x28¼	72	1080
W40X215	B	15½x9/16x4'-9"	6x9/16x4'-9"	64	7	3½	2 5/16	2	7⅛	C	33x⅝x28¼	72	1040
W40X199	B	15½x½x3'-7"	6x½x3'-7"	48	5	3½	2 5/16	2	7⅛	C	33x⅝x28¼	72	850
W40X192	B	17½x⅜x3'-7"	7x⅜x3'-7"	48	5	3½	2 5/16	3	7⅛	C	33x11/16x28¼	72	840
W40X183	A	11½x⅝x3'-0"	4x⅝x3'-0"	40	4	3½	2 3/16	-	7⅛	B	33x9/16x21½	54	620
W40X167	A	11½x½x3'-0"	4x½x3'-0"	40	4	3½	2 5/16	-	7⅛	B	33x9/16x21½	54	570
W40X149	A	11½x7/16x2'-5"	4x7/16x2'-5"	32	3	3½	2⅜	-	7	B	33x9/16x21½	54	500
W36X300	B	16x¾x6'-3½"	6½x¾x6'-3½"	80	9	3¾	2 5/16	2½	7	C	31x⅞x28¼	72	1600
W36X280	B	16x¾x6'-3½"	6½x¾x6'-3½"	80	9	3¾	2 5/16	2½	7	C	31x⅞x28¼	72	1480
W36X260	B	16x⅝x6'-3½"	6½x⅝x6'-3½"	80	9	3¾	2¼	2½	7	C	31x¾x28¼	72	1380
W36X256	A	12x13/16x4'-2"	4½x13/16x4'-2"	56	6	3½	2 9/16	-	7⅛	C	31x⅞x28¼	72	1090
W36X245	B	16x⅝x5'-½"	6½x⅝x5'-½"	64	7	3¾	2 5/16	2½	6⅞	C	31x¾x28¼	72	1170
W36X232	A	12x11/16x4'-2"	4½x11/16x4'-2"	56	6	3½	2 9/16	-	7	C	31x13/16x28¼	72	1010
W36X230	B	16x⅝x5'-½"	6½x⅝x5'-½"	64	7	3¾	2 9/16	2½	6⅞	C	31x11/16x28¼	72	1100
W36X210	A	12x⅝x3'-7"	4½x⅝x3'-7"	48	5	3½	2 9/16	-	7	C	31x13/16x28¼	72	910
W36X194	A	12x⅝x3'-0"	4½x⅝x3'-0"	40	4	3½	2⅝	-	6⅞	C	31x¾x28¼	72	780
W36X182	A	12x9/16x3'-0"	4½x9/16x3'-0"	40	4	3½	2⅝	-	6⅞	C	31x11/16x28¼	72	740
W36X170	A	12x½x3'-0"	4½x½x3'-0"	40	4	3½	2 3/16	-	6⅞	B	31x9/16x21½	54	570
W36X160	A	12x½x2'-5"	4½x½x2'-5"	32	3	3½	2⅝	-	6¾	B	31x9/16x21½	54	510
W36X150	A	11⅞x½x2'-5"	4½x½x2'-5"	32	3	3½	2⅝	-	6¾	B	31x9/16x21½	54	510
W36X135	A	11⅞x7/16x2'-5"	4½x7/16x2'-5"	32	3	3½	2⅜	-	6¾	B	31x½x21½	54	460
W33X263	B	15½x11/16x5'-11"	6½x11/16x5'-11"	80	9	3½	2⅞	2½	6⅞	C	29⅞x13/16x28¼	64	1350
W33X241	B	15½x⅝x4'-9"	6½x⅝x4'-9"	64	7	3½	2¼	2½	6⅞	C	29⅞x¾x28¼	64	1100
W33X221	B	15½x9/16x4'-9"	6½x9/16x4'-9"	64	7	3½	2⅞	2½	6⅞	C	29⅞x11/16x28¼	64	1010
W33X201	B	15½x½x4'-9"	6½x½x4'-9"	64	7	3½	2¼	2½	6¼	C	29⅞x11/16x28¼	64	980
W33X169	A	11x9/16x3'-0"	4½x9/16x3'-0"	40	4	3½	2⅜	-	6¾	B	29⅞x9/16x21½	48	570
W33X152	A	11x½x2'-5"	4½x½x2'-5"	32	3	3½	2 1/16	-	6¾	B	29⅞x½x21½	48	470
W33X141	A	11x½x2'-5"	4½x½x2'-5"	32	3	3½	2 1/16	-	6⅝	B	29⅞x½x21½	48	460
W33X130	A	11x7/16x2'-5"	4½x7/16x2'-5"	32	3	3½	2 1/16	-	6⅝	B	29⅞x½x21½	48	440
W33X118	A	11x⅜x11'-10"	4½x⅜x11'-10"	24	2	3½	2¼	-	6⅝	B	29⅞x½x21½	48	380
W30X211	B	15x9/16x4'-9"	6x9/16x4'-9"	64	7	3½	2 1/16	2	6¼	C	26½x¾x28¼	56	990
W30X191	B	15x½x3'-7"	6x½x3'-7"	48	5	3½	2 1/16	2	6⅛	C	26½x11/16x28¼	56	780
W30X173	B	14⅞x½x3'-7"	6x½x3'-7"	48	5	3½	2 1/16	2	6⅛	C	26½x⅝x28¼	56	730
W30X148	A	10x9/16x2'-5"	4x9/16x2'-5"	32	3	3½	2¼	-	6	B	26½x9/16x21½	42	460
W30X132	A	10x½x2'-5"	4x½x2'-5"	32	3	3½	2 3/16	-	6⅛	B	26½x½x21½	42	420
W30X124	A	10x7/16x2'-5"	4x7/16x2'-5"	32	3	3½	2¼	-	6	B	26½x½x21½	42	410
W30X116	A	10x7/16x11'-10"	4x7/16x11'-10"	24	2	3½	2¼	-	6	B	26½x½x21½	42	360
W30X108	A	10x⅜x11'-10"	4x⅜x11'-10"	24	2	3½	2¼	-	6	B	26½x½x21½	42	350
W30X99	A	10x⅜x11'-10"	4x⅜x11'-10"	24	2	3½	2¼	-	6	B	26½x7/16x21½	42	330
W30X90	A	10x⅜x11'-10"	4x⅜x11'-10"	24	2	3½	2 3/16	-	6	A	26½x⅜x14¾	28	250
W27X194	A	14x9/16x4'-2"	5½x9/16x4'-2"	56	6	3½	3¼	-	7½	C	24x¾x28¼	48	850
W27X178	A	14x9/16x3'-7"	5½x9/16x3'-7"	48	5	3½	3¼	-	7⅜	C	24x11/16x28¼	48	730
W27X161	A	14x½x3'-0"	5½x½x3'-0"	40	4	3½	3¼	-	7½	C	24x⅝x28¼	48	630
W27X146	A	13⅞x7/16x3'-0"	5½x7/16x3'-0"	40	4	3½	3¼	-	7½	B	24x½x21½	36	490
W27X129	A	10x½x2'-5"	4x½x2'-5"	32	3	3½	2 1/16	-	5⅞	B	24x½x21½	36	400
W27X114	A	10x½x11'-10"	4x½x11'-10"	24	2	3½	2⅛	-	5⅞	B	24x½x21½	36	340
W27X102	A	10x⅜x11'-10"	4x⅜x11'-10"	24	2	3½	2 1/16	-	5⅞	B	24x7/16x21½	36	310
W27X94	A	9⅞x⅜x11'-10"	4x⅜x11'-10"	24	2	3½	2 1/16	-	5⅞	B	24x7/16x21½	36	300
W27X84	A	9⅞x⅜x11'-10"	4x⅜x11'-10"	24	2	3½	2 1/16	-	5⅞	A	24x⅜x14¾	24	230
W24X162	A	12½x9/16x3'-7"	5x9/16x3'-7"	48	5	3½	2 15/16	-	7⅛	C	20⅞x¾x28¼	48	690
W24X146	A	12½x½x3'-0"	5x½x3'-0"	40	4	3½	2⅞	-	7⅛	B	20⅞x⅝x21½	36	510

≠ TABULATED WEIGHTS ARE APPROXIMATE AND ARE FOR ESTIMATING PURPOSES ONLY. THEY INCLUDE AN ALLOWANCE FOR WEIGHT OF BOLTS AND WASHERS.

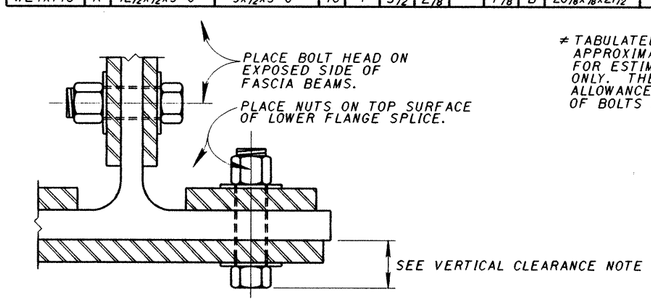

PARTIAL SECTION
(AT ℄ OF BEAM SPLICE)

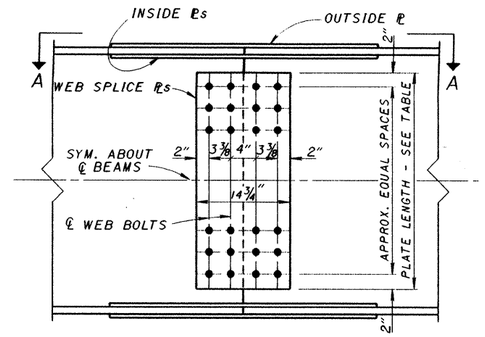

BEAM SPLICE DETAIL
WEB SPLICE - TYPE A

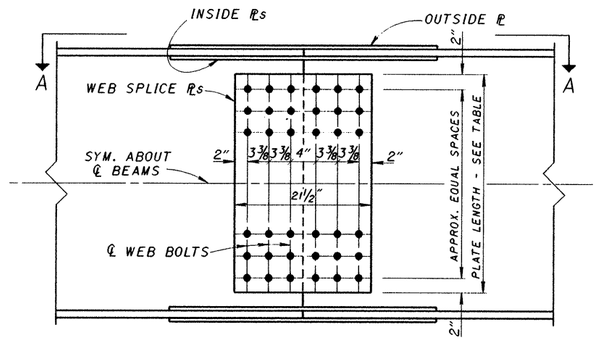

BEAM SPLICE DETAIL
WEB SPLICE - TYPE B

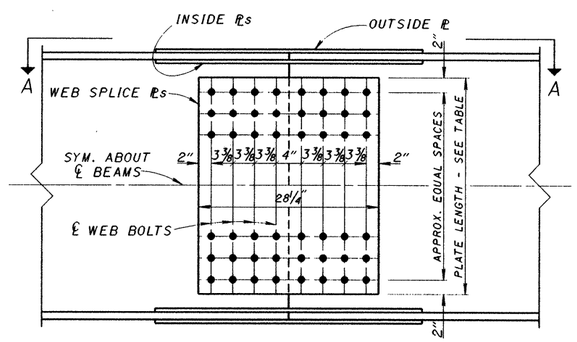

BEAM SPLICE DETAIL
WEB SPLICE - TYPE C

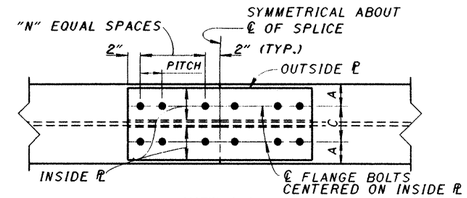

VIEW A-A
FLANGE SPLICE - TYPE A

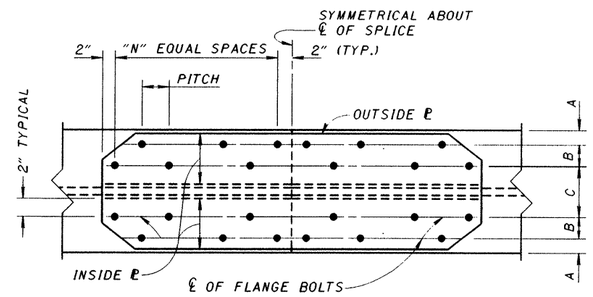

VIEW A-A
FLANGE SPLICE - TYPE B

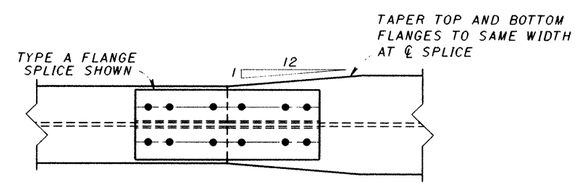

VIEW A-A
SPLICE DETAIL FOR BEAMS HAVING DIFFERENT FLANGE WIDTHS

NOTE: ALL SHAPES AND PLATES SHALL BE DESIGNATED (CVN), AND SHALL MEET SPECIFIED MINIMUM NOTCH TOUGHNESS REQUIREMENTS AS SPECIFIED IN 711.01 OF CMS.

NOTE: ALL FASTENERS ARE 1⅛" DIAMETER HIGH STRENGTH BOLTS, ASTM A-325

DESIGN AGENCY
BUREAU OF BRIDGES AND STRUCTURAL DESIGN

STATE OF OHIO DEPARTMENT OF TRANSPORTATION
ENGINEER OF BRIDGES — DATE 12-19-94

REVISIONS | DESIGNED GEA | DRAWN SAM | CHECKED SAM | REVIEWED | BS-1-93

STANDARD
BOLTED BEAM SPLICE
FOR STEEL BEAM BRIDGES
(FOR 50 KSI STEEL)

3/3