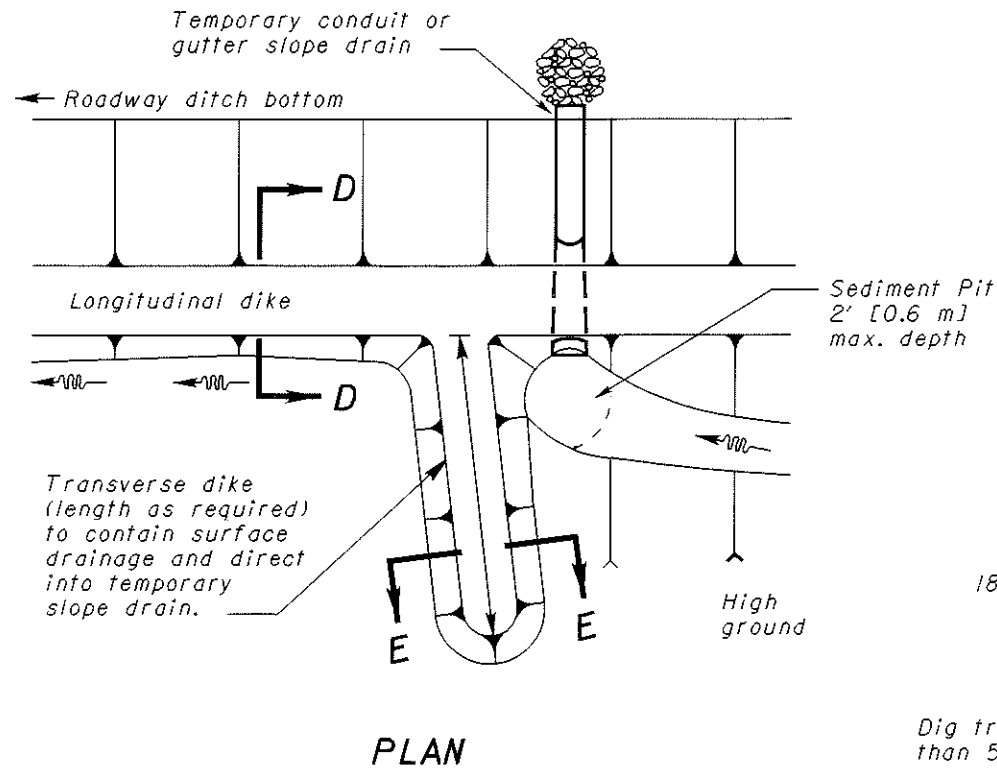
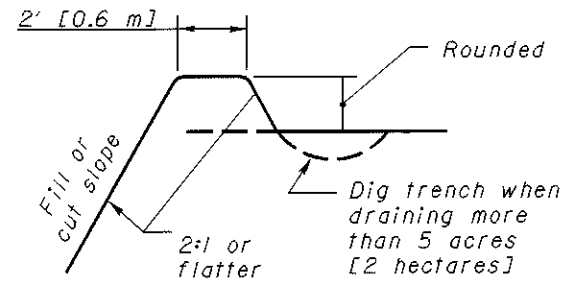


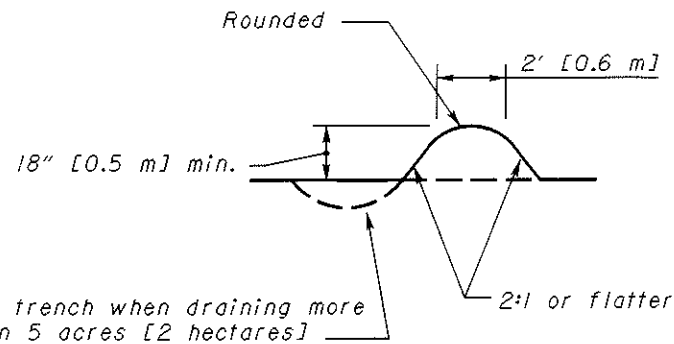
DIKES AND SLOPE PROTECTION



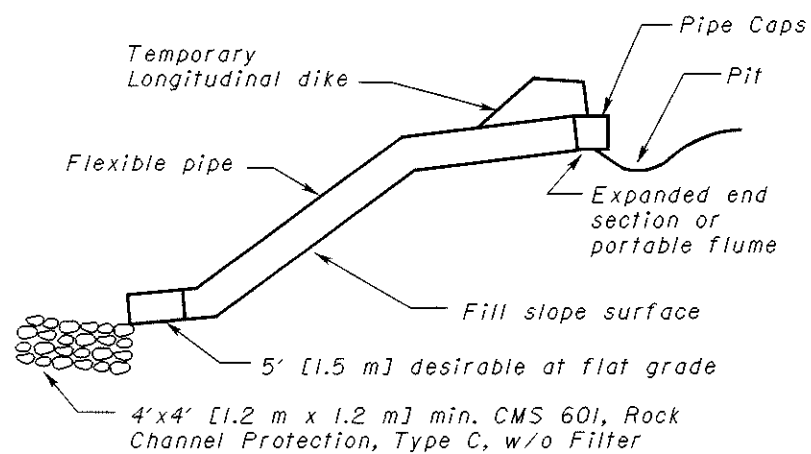
PLAN



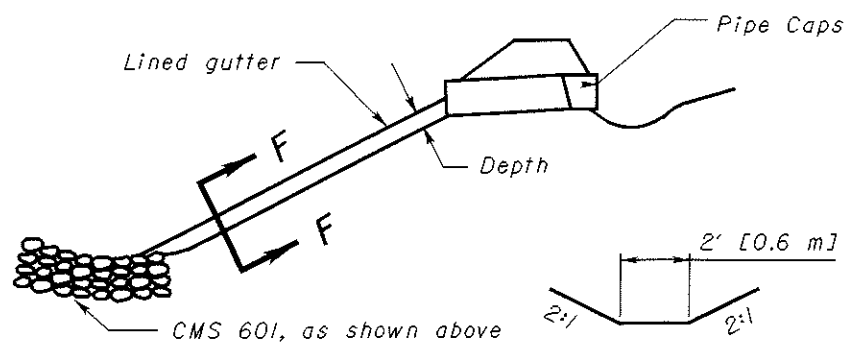
SECTION D-D



SECTION E-E



CONDUIT SLOPE DRAIN



SECTION F-F
GUTTER SLOPE DRAIN

NOTES

GENERAL: Dikes and drains shown shall be used when earthwork operations are higher than 8' [2.5 m] and fill operations are suspended for three weeks or more. Smaller dikes used at the end of a day's operation shall be considered as part of the earthwork. Temporary slope drains shall be suitably positioned and anchored to prevent movement or undermining.

LONGITUDINAL DIKES: Longitudinal dikes shall be constructed of suitable material as per CMS 203 and compacted to 85% of maximum density.

CONDUITS: Conduits for slope drains shall be corrugated steel pipe, corrugated or smooth plastic pipe, rubber conduit, or an approved equal.

GUTTERS: Gutters for slope drains shall be lined with Type C rock channel protection, crushed aggregate slope protection, portland cement concrete, bituminous concrete, plastic sheeting (on 4:1 maximum slopes), partial pipe sections or approved equal.

PITS: Sediment pits shall be provided and their cost included in the unit price bid for the adjacent items.

MAINTENANCE: Dikes and slope protection shall be acceptably maintained. The maintenance or replacement cost will be paid for by the Department under unit bid prices, agreed unit prices, or CMS 109.04.

BASIS OF PAYMENT: Temporary dikes shall be paid for under **Item 877 - Temporary Dikes**. Temporary slope drains shall be paid for under **Item 877 - Temporary Slope Drains**. Rock required shall be paid for under **Item 601 - Rock Channel Protection, Type C, w/o Filter**.

AREA In acres [hectares]	PIPE SIZES			GUTTER DEPTH
	Smooth	Corru- gated	Half- round	
0-4 [0-1.6]	6" [150]	6" [150]	18" [450]	8" [200]
4-8 [1.6-3.2]	8" [200]	12" [300]	18" [450]	8" [200]
8-12 [3.2-4.9]	10" [250]	15" [375]	21" [525]	12" [300]

OHIO DEPARTMENT OF TRANSPORTATION
 REVISIONS 7/20/01
 STDS. ENGR. D. Focke
 DRAWN D. Focke
 ROADWAY DESIGN ENGINEER
 ROADWAY CONSTRUCTION DRAWING
 TEMPORARY EROSION CONTROL
 NUMBER DM-4.3
 2/2