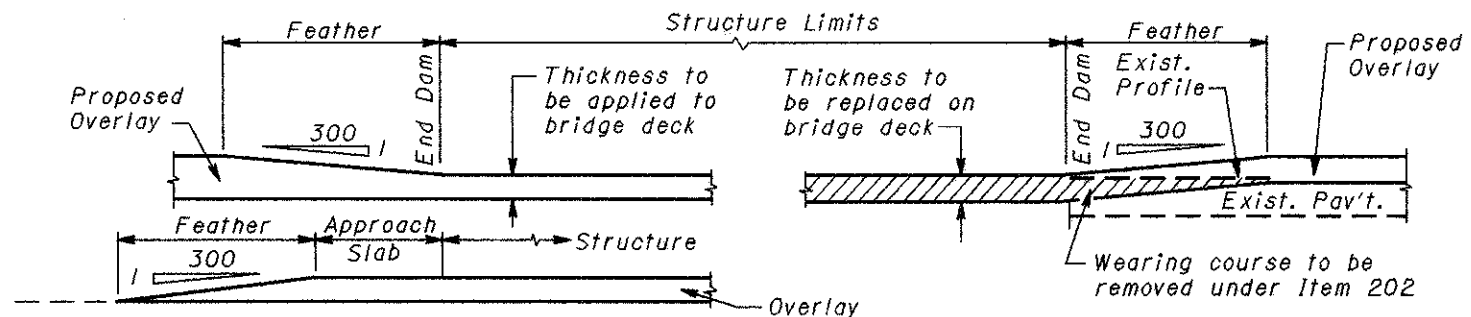


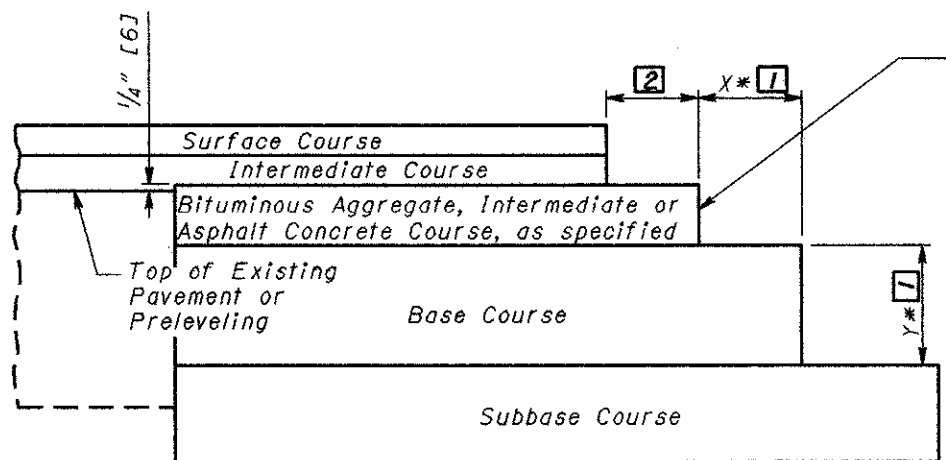
PLAN

MERGING EDGE OF PAVEMENT WIDENING WITH EDGE OF EXISTING PAVEMENT



Details assume non-settled approach slabs. Smoothing of the profile for settlement is required per plan grades or as directed by the Engineer.

FEATHERING AT STRUCTURES



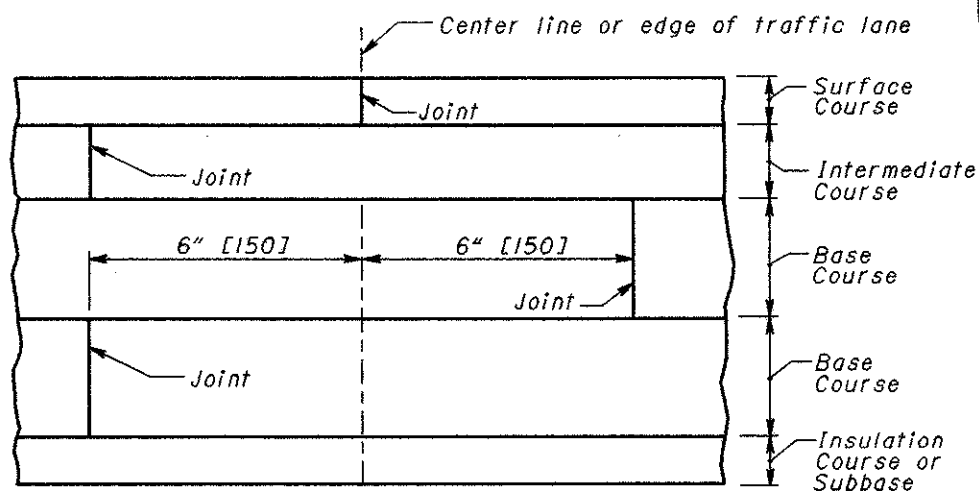
SECTION A-A

COURSE DETAIL FOR WIDENING

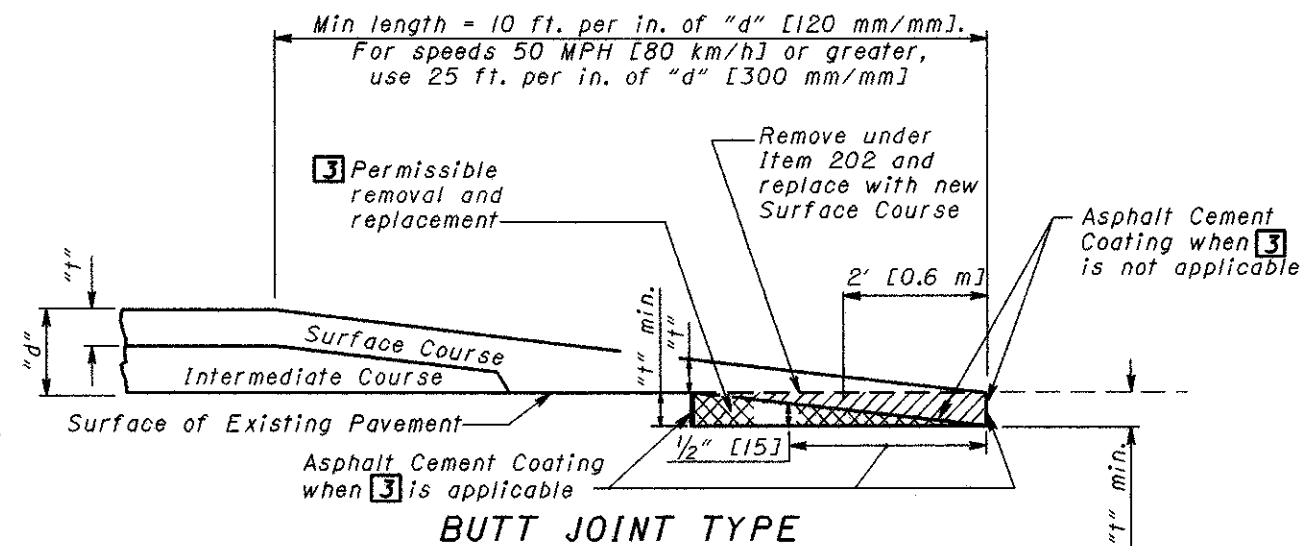
The Bituminous Aggregate in the upper part of the base widening shall finish approximately 1/4" [6] above the edge of the existing pavement where no preleveling is used. Where a preleveling (using intermediate course material) is specified it shall be placed prior to excavation of the widening trench and the upper course of the base widening shall finish approximately 1/4" [6] above the preleveling.

LEGEND

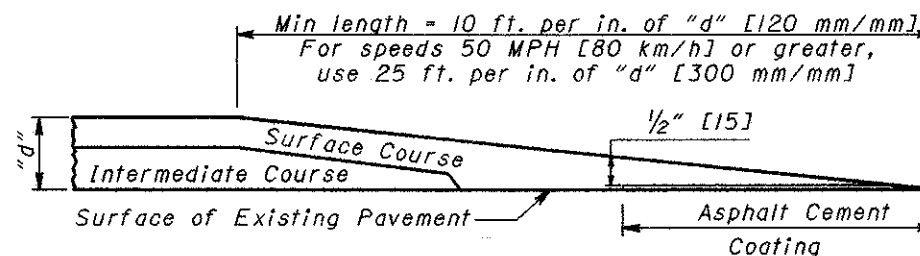
- 1 The extended width (X) of a base or subbase course shall be equal to the depth (Y) of that particular course, unless otherwise specified in the plans.
- 2 The extended width shall be equal to the thickness of the surface course plus the intermediate course, or 4 inches [100], whichever is greater.
- 3 Permissible removal and replacement



LAPPING LONGITUDINAL JOINTS



BUTT JOINT TYPE



TAPER EDGE TYPE

NOTE: Either butt or taper type may be used unless type is specified by the plan.

PLACING FEATHERED AREAS

Values for "t" and "d" are obtained from the plan.

THIS DRAWING REPLACES BP-3.1M DATED 10-28-94.

| | | | | |
|--|----------|-------|----------|--|
| REVISED | DATE | DRAWN | DATE | OHIO DEPARTMENT OF TRANSPORTATION <i>Paul T. Hubbard</i> ROADWAY DESIGN ENGINEER |
| STDS. ENGR. | M. EVANS | DRAWN | D. FOCKE | |
| All metric dimensions (in brackets []) are in millimeters unless otherwise noted. | | | | |
| ROADWAY ENGINEERING SERVICES | | | | |
| STANDARD ROADWAY CONSTRUCTION DRAWING | | | | |
| RESURFACING | | | | |
| NUMBER BP-3.1 | | | | |
| 1 / 2 | | | | |