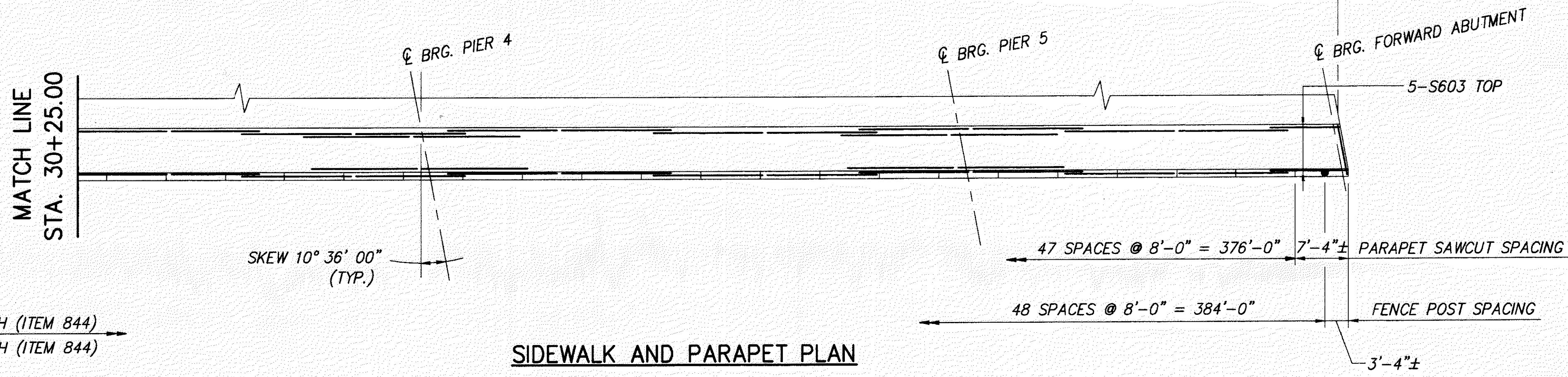


* MATCH EVERY OTHER TRANSVERSE DECK SLAB REINFORCING BAR

MATCH LINE STA. 30+25.00

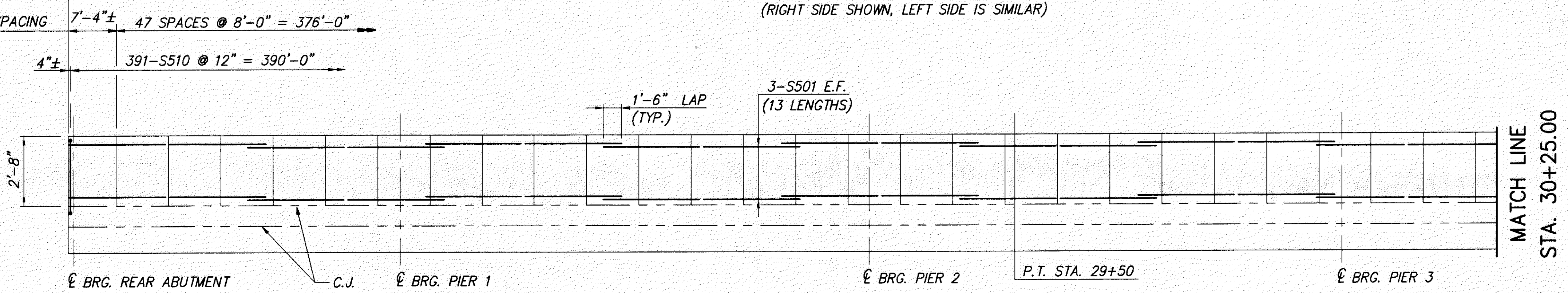


SIDEWALK AND PARAPET PLAN
(RIGHT SIDE SHOWN, LEFT SIDE IS SIMILAR)

390'-8 1/2" RIGHT PARAPET LENGTH (ITEM 844)
390'-7 3/8" LEFT PARAPET LENGTH (ITEM 844)

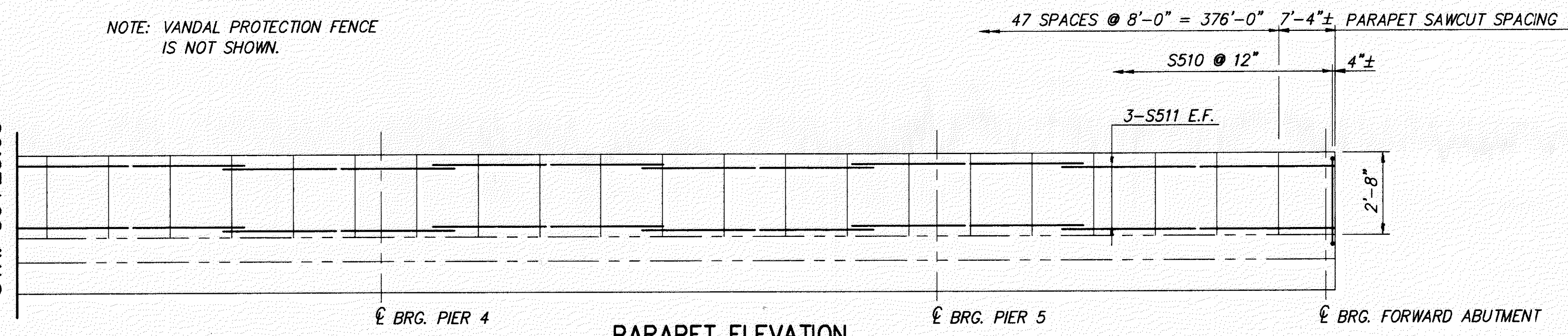
PARAPET SAWCUT SPACING 7'-4"± 47 SPACES @ 8'-0" = 376'-0"

4"± 391-S510 @ 12" = 390'-0"



NOTE: VANDAL PROTECTION FENCE IS NOT SHOWN.

MATCH LINE STA. 30+25.00



PARAPET ELEVATION
(RIGHT PARAPET SHOWN, LEFT PARAPET OPPOSITE HAND)

NOTES:

1. FOR BRIDGE TRANSVERSE SECTION AND SIDEWALK AND PARAPET DETAIL, SEE SHEET 32/41.
2. FOR PARAPET SAWCUTTING AND CAULKING REQUIREMENTS AND THEIR PAYMENT, SEE NOTES ON ODOT STANDARD DRAWING BR-2-98.
3. QUANTITIES OF CONCRETE AND REINFORCING FOR PARAPETS ARE INCLUDED FOR PAYMENT UNDER ITEM 844-HIGH PERFORMANCE CONCRETE, SUPERSTRUCTURE, (PARAPET) AS PER PLAN.
4. FOR ANCHOR BOLT PLACING, SEE "ITEM SPECIAL-VANDAL PROTECTION FENCE, 6 FEET STRAIGHT, COATED FABRIC" GENERAL NOTE ON SHEET 4/41.
5. NOTATION: BRG.-BEARING; TYP.-TYPICAL; E.F.-EACH FACE.

H:\CT\97125\BRIDGE\9712506.DWG - PLOT SCALE 1:128