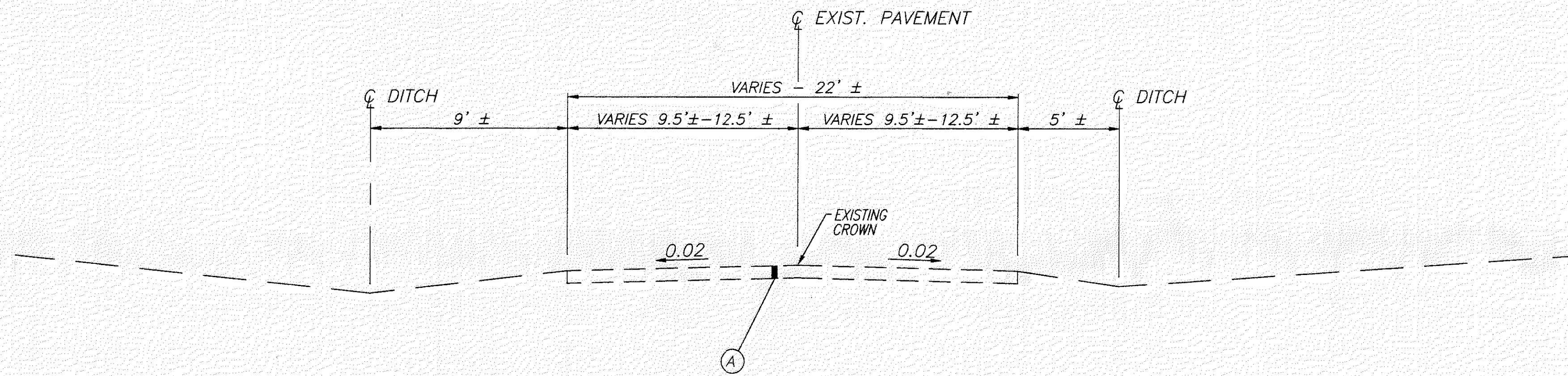


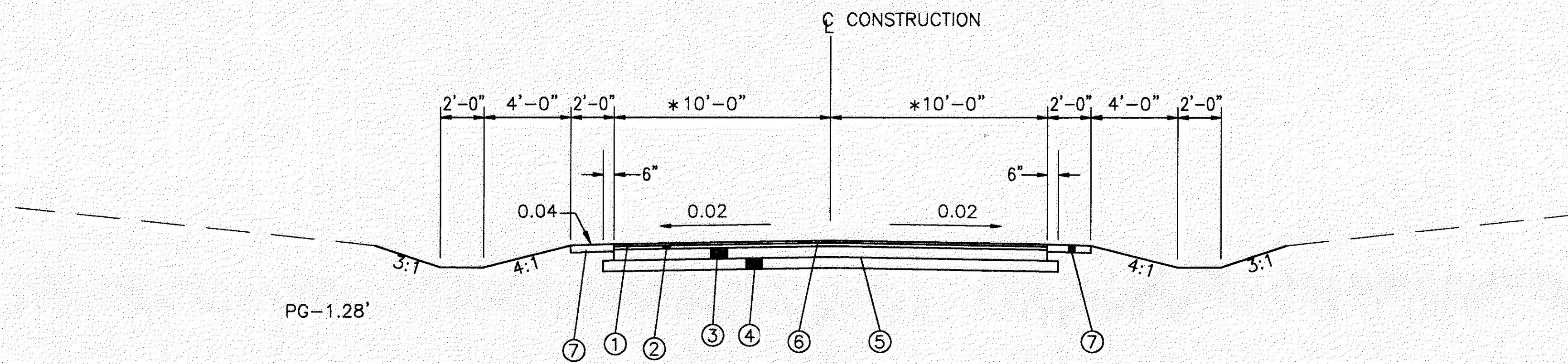
COPYRIGHT - DATE: 08-07-01 15:53 . CT CONSULTANTS, INC. H:\CT\97125\SDSK\97125202.dwg



MENTOR HILLS DRIVE
STA. 3+25.32 TO STA. 10+37.27

EXISTING LEGEND

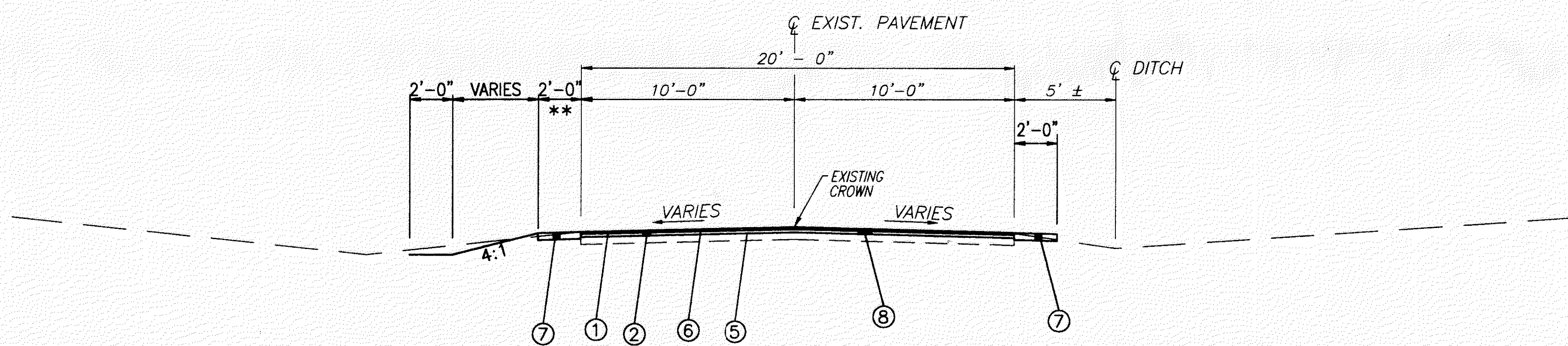
- (A) ASPHALT CONCRETE (AVG. THICKNESS = 7")



MENTOR HILLS DRIVE NORMAL SECTION
STA. 3+25.32 TO STA. 5+86.18 = 260.86 LIN. FT.
STA. 8+09.54 TO STA. 9+93.30 = 183.76 LIN. FT.

PROPOSED LEGEND

- (1) ITEM 446 - 1-1/4" ASPHALT CONCRETE SURFACE COURSE, TYPE 1, PG 64-22, AS PER PLAN
- (2) ITEM 446 - 1-3/4" ASPHALT CONCRETE INTERMEDIATE COURSE, TYPE 2, PG 64-22
- (3) ITEM 301 - 6" BITUMINOUS AGGREGATE BASE, PG 64-22
- (4) ITEM 304 - 6" AGGREGATE BASE, AS PER PLAN
- (5) ITEM 407 - TACK COAT
- (6) ITEM 407 - TACK COAT FOR INTERMEDIATE COURSE
- (7) ITEM 411 - 4" STABILIZED CRUSHED AGGREGATE
- (8) ITEM 254 - PAVEMENT PLANING, BITUMINOUS (3")



MENTOR HILLS DRIVE SECTION TO BE RESURFACED
STA. 5+86.18 TO STA. 6+00.00
STA. 7+50.00 TO STA. 8+09.54

MENTOR HILLS DRIVE
PROPOSED TYPICAL SECTIONS

LAK-IR90/SR615-9.26/1.51