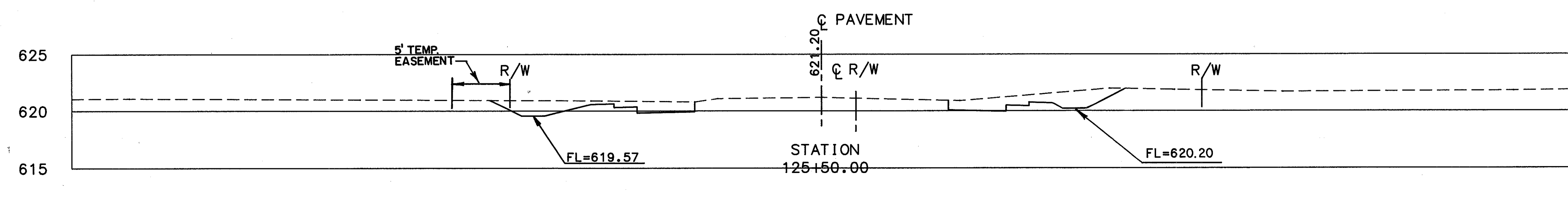
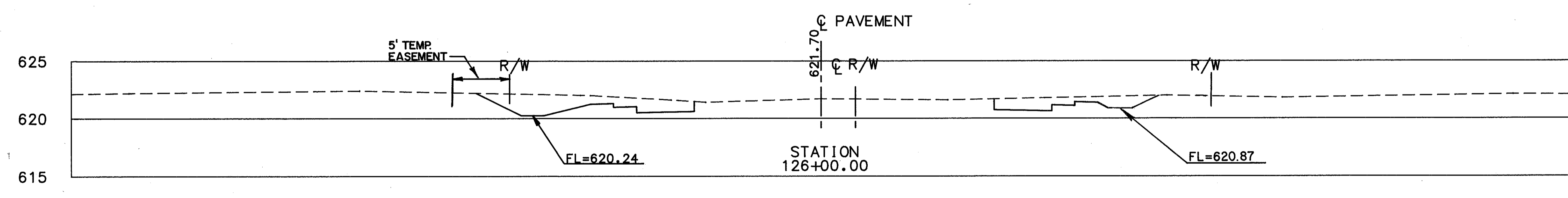
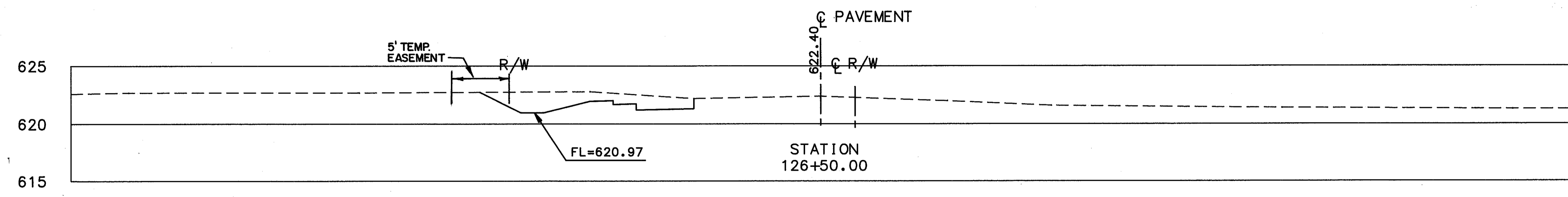
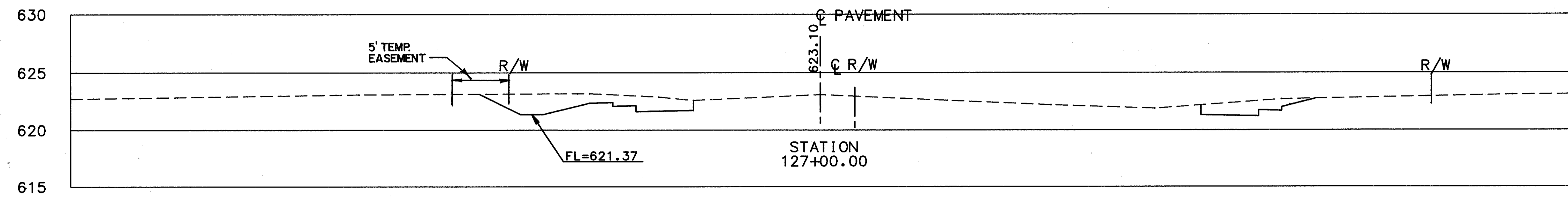


-0+65 -0+60 -0+55 -0+50 -0+45 -0+40 -0+35 -0+30 -0+25 -0+20 -0+15 -0+10 -0+05 0+00 0+05 0+10 0+15 0+20 0+25 0+30 0+35 0+40 0+45 0+50 0+55

CALC. JJC
 BY JJC
 DATE 12-30
 CHKD. JJC
 BY JJC
 DATE 1-1

LAK-615-5.12

OHIO
 FHWA REGION
 119
 164



END AREA	VOLUME	
	CUT	FILL
20.8 LT. 7.8 RT. 28.6 TOTAL		
		37.8 LT.
20.0 LT.		
		38.2 LT. 8.0 RT.
1.9		
21.3 LT. 10.5 RT. 31.8 TOTAL		
		57.2
30.0	0	
		44.6 1.4

CROSS-SECTIONS STA. 125+50 TO STA. 127+00

HOPKINS RD.