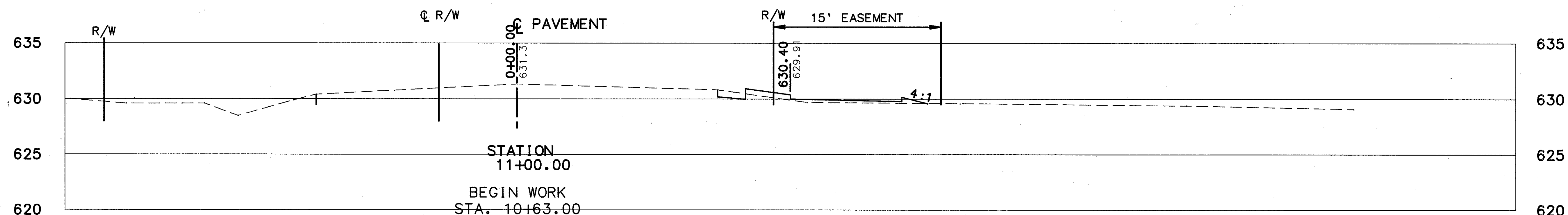
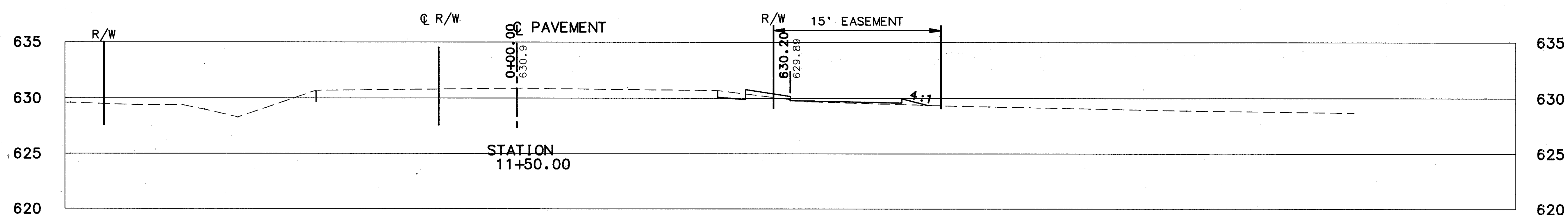
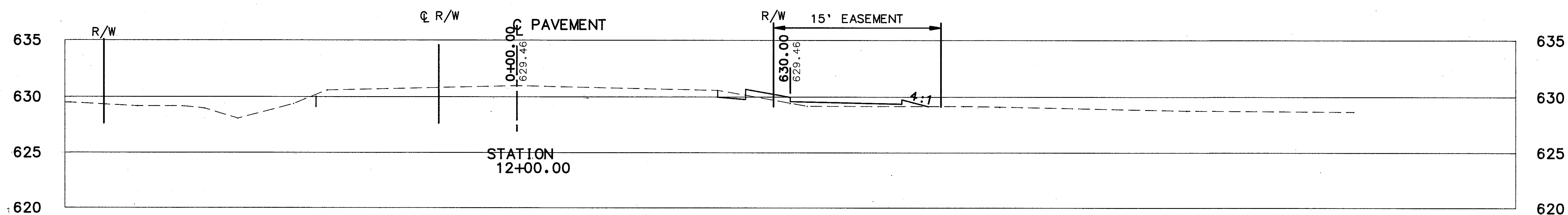
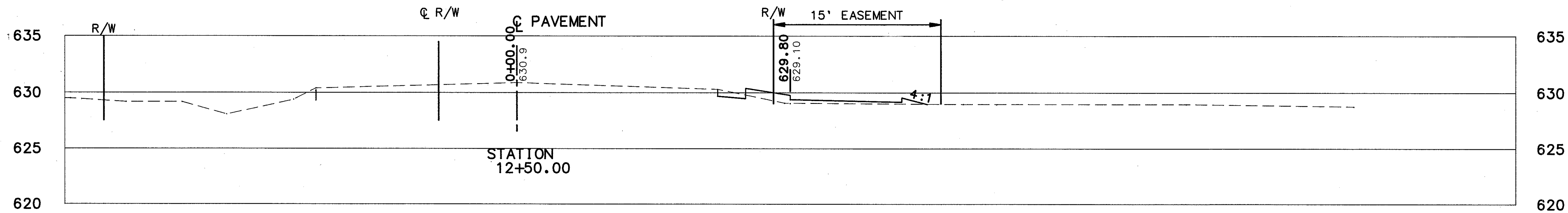



-0+40 -0+35 -0+30 -0+25 -0+20 -0+15 -0+10 -0+05 -0+00 -0+05 -0+10 -0+15 -0+20 0+25 0+30 0+35 0+40 0+45 0+50 0+55 0+60 0+65 0+70 0+75 0+80

CALC. BY JJC
DATE 12/90
CHKD BY DJW
DATE 1/91

LAK-615-5.12

OHIO
FHWA REGION 5



END AREA		VOLUME	
CUT	FILL	CUT	FILL
1.1	5.7		
		2.1	11.1
1.2	6.3		
		2.4	9.4
1.4	3.8		
		2.6	8.4
1.4	5.3		
		1.0	3.6
0	0		

10+63

-0+40 -0+35 -0+30 -0+25 -0+20 -0+15 -0+10 -0+05 -0+00 -0+05 -0+10 -0+15 -0+20 0+25 0+30 0+35 0+40 0+45 0+50 0+55 0+60 0+65 0+70 0+75 0+80 0+85 0+90

CENTER STREET