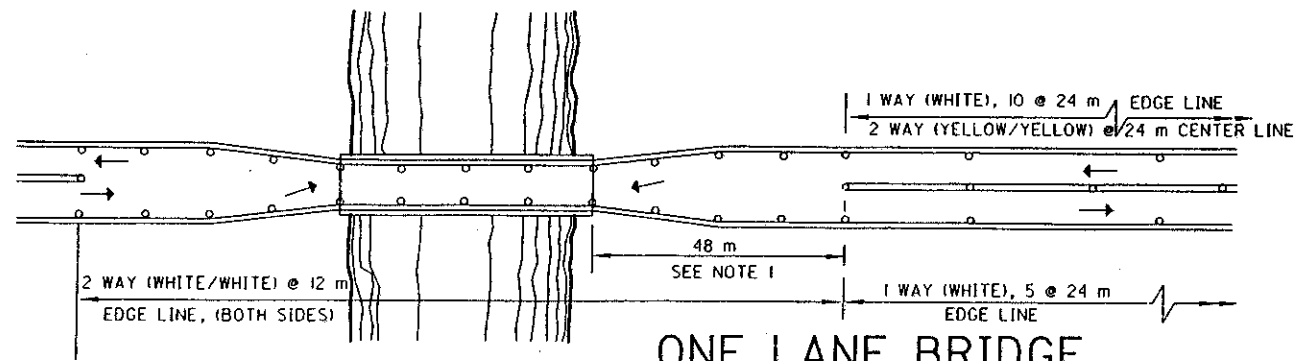


NOTES

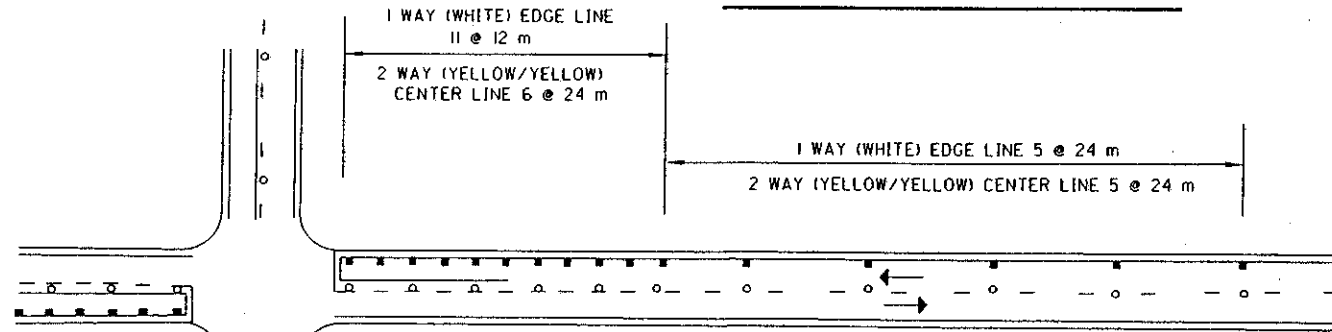
1. FOR ONE LANE BRIDGES, PAINTED CENTER LINE AND CENTER LINE MARKERS SHALL BE OMITTED 48 METERS ON EACH SIDE AND ACROSS THE BRIDGE.
2. FOR HORIZONTAL CURVE RADIUS OF 380 METERS OR LESS, THE SPACING OF THE CENTER LINE MARKERS SHALL BE REDUCED TO 12 m BETWEEN P.C. OR T.S. AND P.T. OR S.T.
3. FOR HORIZONTAL CURVE RADIUS OF 250 METERS OR LESS, THE SPACING OF THE CENTER LINE MARKERS MAY BE REDUCED TO 6 m BETWEEN P.C. OR T.S. AND P.T. OR S.T. WHEN USING 6 m SPACING, 12 RAISED PAVEMENT MARKERS AT 12 m SPACING SHALL BE INSTALLED ON EACH END OF THE 6 m SPACING.
4. A MINIMUM OF 3 EQUALLY SPACED RAISED PAVEMENT MARKERS SHALL BE INSTALLED ON THE BACK TAPER.
5. WHEN A CHANNELIZING LINE IS LESS THAN 24 m LONG, ONE RAISED PAVEMENT MARKER SHALL BE PLACED AT EACH END OF THE LINE AND ONE SHALL BE PLACED IN THE CENTER OF THE LINE.
6. RAISED PAVEMENT MARKERS SHALL NOT BE PLACED ON EDGE LINES ON A THROUGH APPROACH.
7. ALL APPROACHES AT A SIGNALIZED INTERSECTION SHALL BE TREATED AS SHOWN IN THE STOP APPROACH DETAIL.

LEGEND

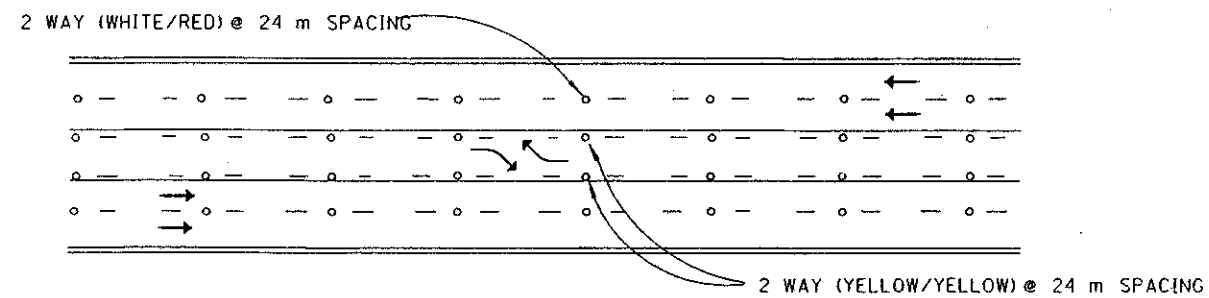
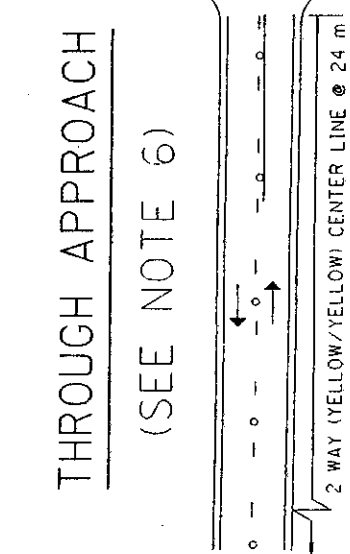
- 1 WAY REFLECTORS
- 2 WAY REFLECTORS



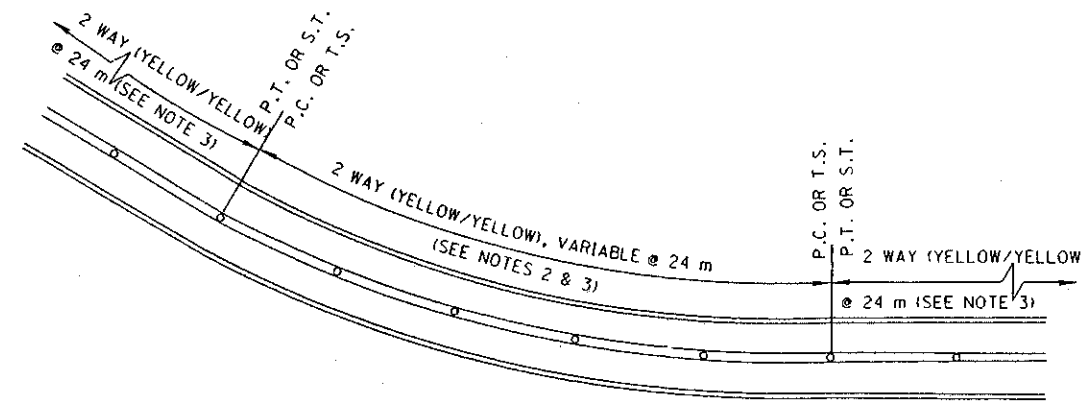
ONE LANE BRIDGE



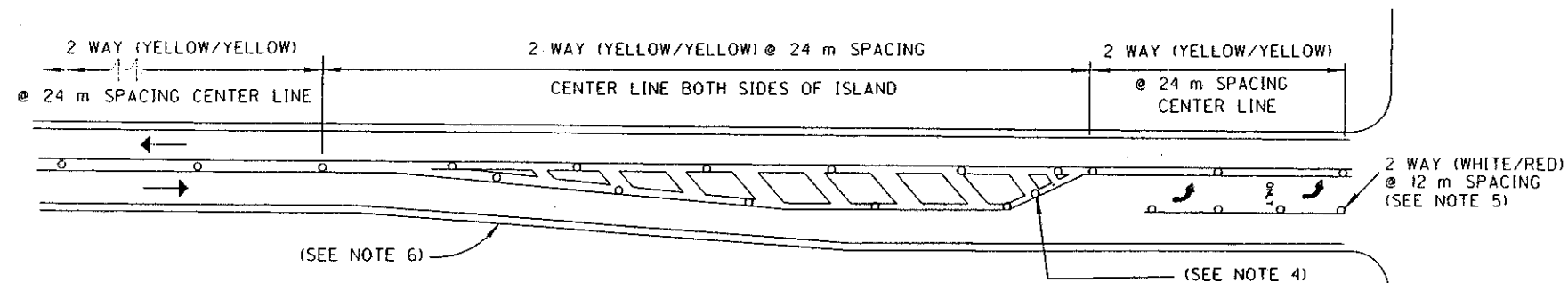
STOP APPROACH
(SEE NOTE 7)



TWO WAY LEFT TURN LANE



HORIZONTAL CURVE



APPROACH W/LEFT TURN LANE



OFFICE OF TRAFFIC ENGINEERING DIVISION OF ENGINEERING POLICY OHIO DEPARTMENT OF TRANSPORTATION	
TRAFFIC CONTROL	DATE 11/03/93
RAISED PAVEMENT MARKER DETAILS II	11/01/95
STANDARD CONSTRUCTION DRAWING	TC-65.12M
APPROVED <i>[Signature]</i>	ADMINISTRATOR