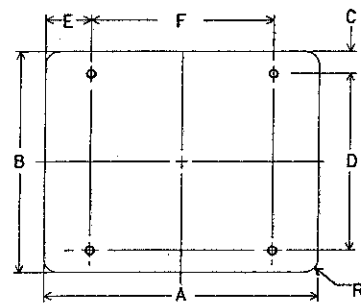


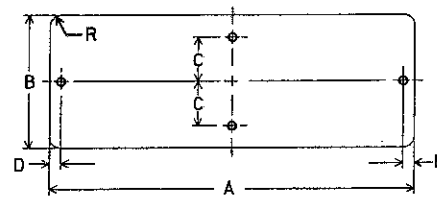
H-REC-1-2

A	B	C	D	R	THICKNESS	m ²
300	150	37.5	75	38	1.6	0.05
450	150	37.5	75	38	1.6	0.07
450	300	37.5	225	38	1.6	0.14
525	375	37.5	300	38	1.6	0.20
525	450	75	300	38	1.6	0.24
600	150	37.5	75	38	1.6	0.09
600	200	37.5	125	38	1.6	0.12
600	250	37.5	175	38	1.6	0.15
600	300	37.5	225	38	1.6	0.18
600	450	75	300	38	1.6	0.27
750	200	37.5	125	38	1.6	0.15
750	250	37.5	175	38	1.6	0.19
750	300	37.5	225	38	2.0	0.23
750	375	37.5	300	38	2.0	0.28
750	400	37.5	325	38	2.0	0.30
750	450	75	300	38	2.0	0.34
750	600	75	450	38	2.0	0.45
900	150	37.5	75	38	2.0	0.14
900	300	37.5	225	38	2.0	0.27
900	375	37.5	300	38	2.0	0.34
900	450	75	300	38	2.0	0.41
900	600	75	450	38	2.0	0.54
937	750	75	600	38	2.0	0.70
1050	375	37.5	300	38	2.0	0.39
1200	500	75	350	38	2.0	0.60



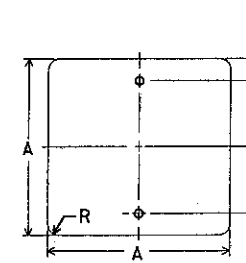
H-REC-2-4

A	B	C	D	E	F	R	THICKNESS	m ²
900	600	75	450	150	600	38	2.0	0.54
900	750	75	600	150	600	48	2.0	0.68
1000	500	75	350	150	700	38	2.0	0.50
1050	900	150	600	225	600	57	2.5	0.95
1125	900	150	600	225	675	57	2.5	1.01
1200	200	37.5	125	225	750	38	2.0	0.24
1200	212	37.5	137	225	750	38	2.0	0.25
1200	350	37.5	275	225	750	38	2.0	0.42
1200	400	37.5	325	225	750	38	2.0	0.48
1200	450	75	300	225	750	38	2.0	0.54
1200	600	75	450	225	750	48	2.5	0.72
1200	750	75	600	225	750	48	2.5	0.90
1200	900	150	600	225	750	57	2.5	1.08
1200	1050	150	750	225	750	57	2.5	1.26
1400	200	37.5	125	300	800	38	2.5	0.28
1500	300	37.5	225	300	900	38	2.0	0.45
1500	600	75	450	300	900	38	2.5	0.90
1500	750	75	600	300	900	48	2.5	1.13
1500	900	150	600	300	900	57	2.5	1.35
1500	1000	150	700	300	900	57	2.5	1.50
1600	200	37.5	125	300	1000	38	2.5	0.32
1650	600	75	450	300	1050	38	2.5	0.99
1650	900	150	600	300	1050	57	2.5	1.49
1800	300	37.5	225	300	1200	38	2.5	0.54
1800	450	75	300	300	1200	38	2.5	0.81
1800	600	75	450	300	1200	38	2.5	1.08
1800	900	75	600	300	1200	38	2.5	1.62



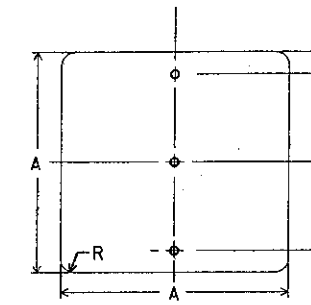
H-REC-1-4 (ONE WAY)

A	B	C	D	R	THICKNESS	m ²
900	300	100	25	38	2.0	0.27
1200	450	150	38	38	2.5	0.54



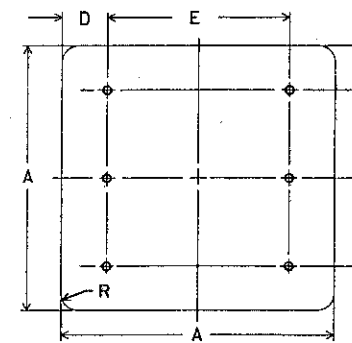
SQ-1-2

A	B	C	R	THICKNESS	m ²
375	75	12.5	38	1.6	0.14
450	75	150	38	1.6	0.20
600	75	225	38	1.6	0.36



SQ-1-3

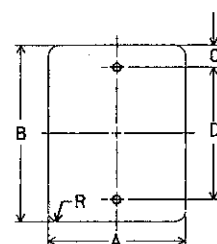
A	B	C	R	THICKNESS	m ²
750	75	300	48	2.0	0.56
900	150	300	57	2.0	0.81



SQ-2-6

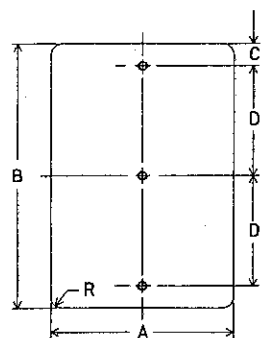
A	B	C	D	E	R	THICKNESS	m ²
* 900	150	300	150	600	57	2.0	0.81
1200	150	450	225	750	75	2.5	1.44

* "DO NOT ENTER" SIGN.



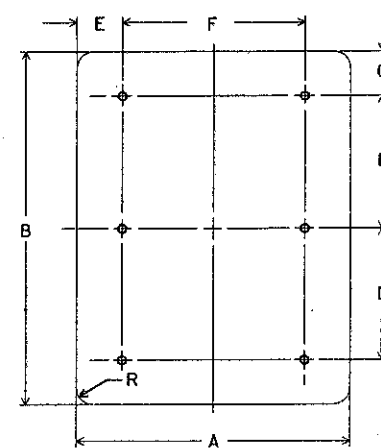
V-REC-1-2

A	B	C	D	R	THICKNESS	m ²
200	650	125	400	38	1.6	0.13
225	300	37.5	225	38	1.6	0.07
300	450	37.5	375	38	1.6	0.14
300	600	75	450	38	1.6	0.18
450	600	75	450	38	1.6	0.27



V-REC-1-3

A	B	C	D	R	THICKNESS	m ²
150	1350	225	450	38	2.0	0.20
300	900	75	375	38	1.6	0.27
300	1200	150	450	38	2.0	0.36
600	750	75	300	38	2.0	0.45
600	900	75	375	38	2.0	0.54
600	1200	225	375	38	2.5	0.72
750	900	75	375	48	2.0	0.68
750	950	75	400	38	2.0	0.68
750	1050	225	300	38	2.0	0.79
900	1050	225	300	57	2.5	0.95



V-REC-2-6

A	B	C	D	E	F	R	THICKNESS	m ²
900	1200	150	450	150	600	57	2.0	1.08
900	1350	150	525	150	600	57	2.5	1.22
900	1500	150	600	150	600	57	2.5	1.35
900	1800	225	675	150	600	57	2.5	1.62
1200	1350	150	525	225	750	75	2.5	1.62
1200	1500	150	600	225	750	75	2.5	1.80
1200	2400	300	900	225	750	75	2.5	2.88

SHAPE NO. BOLTS REQUIRED
H-REC-2-4
 NO. SUPPORTS REQUIRED

NOTES

1. ALL DIMENSIONS ARE IN MILLIMETERS, UNLESS OTHERWISE NOTED.
2. ALL BOLT HOLES SHALL BE 10 MILLIMETERS IN DIAMETER, AND MAY BE DRILLED OR PUNCHED TO FINISHED SIZE.
3. DIMENSIONS BETWEEN BOLT HOLES SHALL BE TO TOLERANCE OF ± 0.8 MILLIMETER.
4. FOR ADDITIONAL BLANK DETAILS SEE SIGN LAYOUT DRAWINGS.

M E T R I C

BUREAU OF DESIGN SERVICES
 DIVISION OF HIGHWAYS
 OHIO DEPARTMENT OF TRANSPORTATION

TRAFFIC CONTROL

DATE
 07/29/94

SIGN BLANK DETAILS II

STANDARD
 CONSTRUCTION
 DRAWING

TC-52.20M

APPROVED *[Signature]* ENGR. OF DESIGN SERVICES