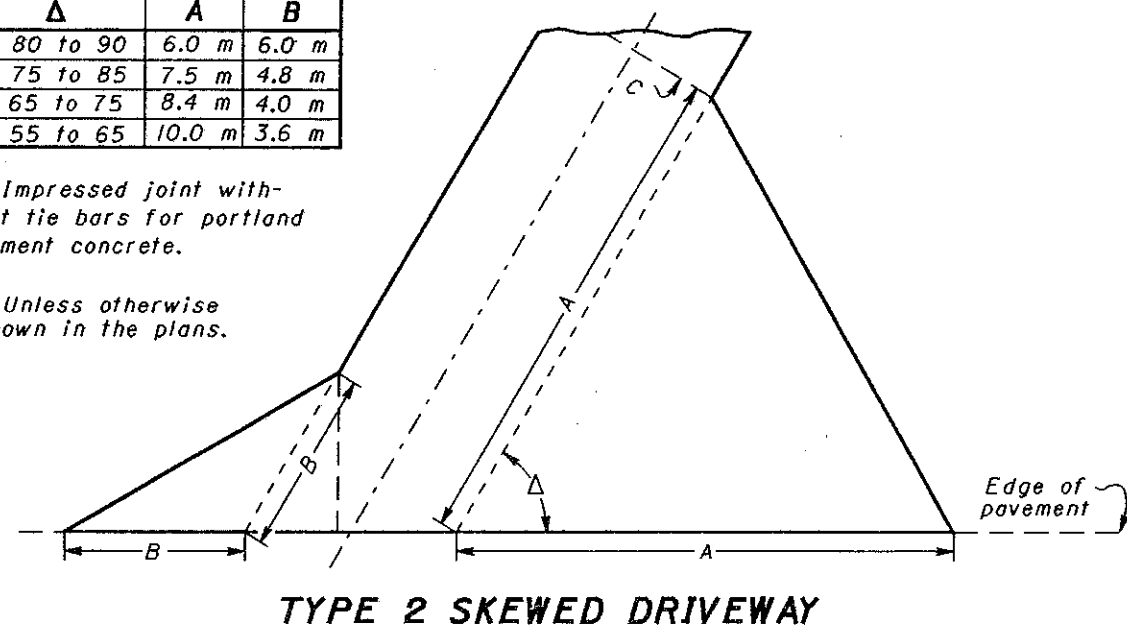


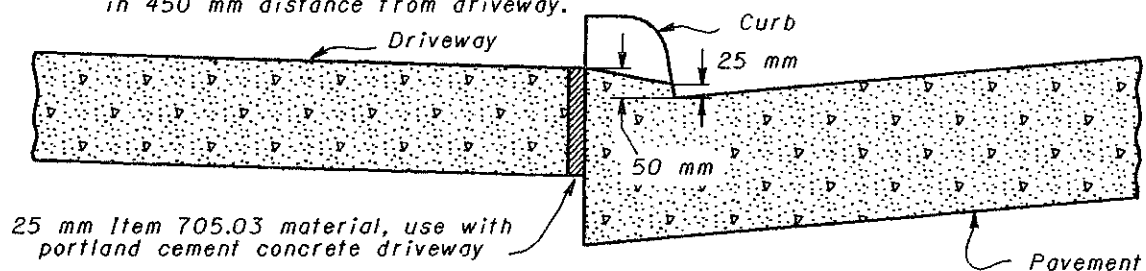
Δ	A	B
80 to 90	6.0 m	6.0 m
75 to 85	7.5 m	4.8 m
65 to 75	8.4 m	4.0 m
55 to 65	10.0 m	3.6 m

C-Imprinted joint without tie bars for portland cement concrete.

* Unless otherwise shown in the plans.



Transition from standard curb section to drop curb section to be made in 450 mm distance from driveway.



25 mm Item 705.03 material, use with portland cement concrete driveway

NOTES

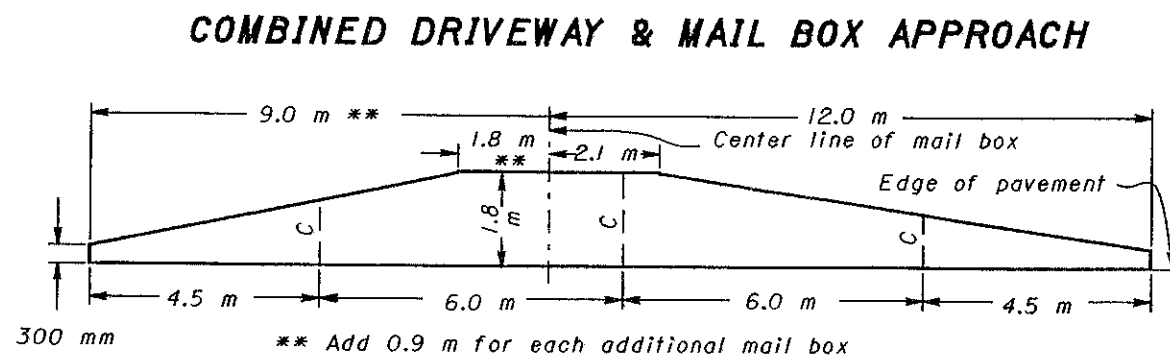
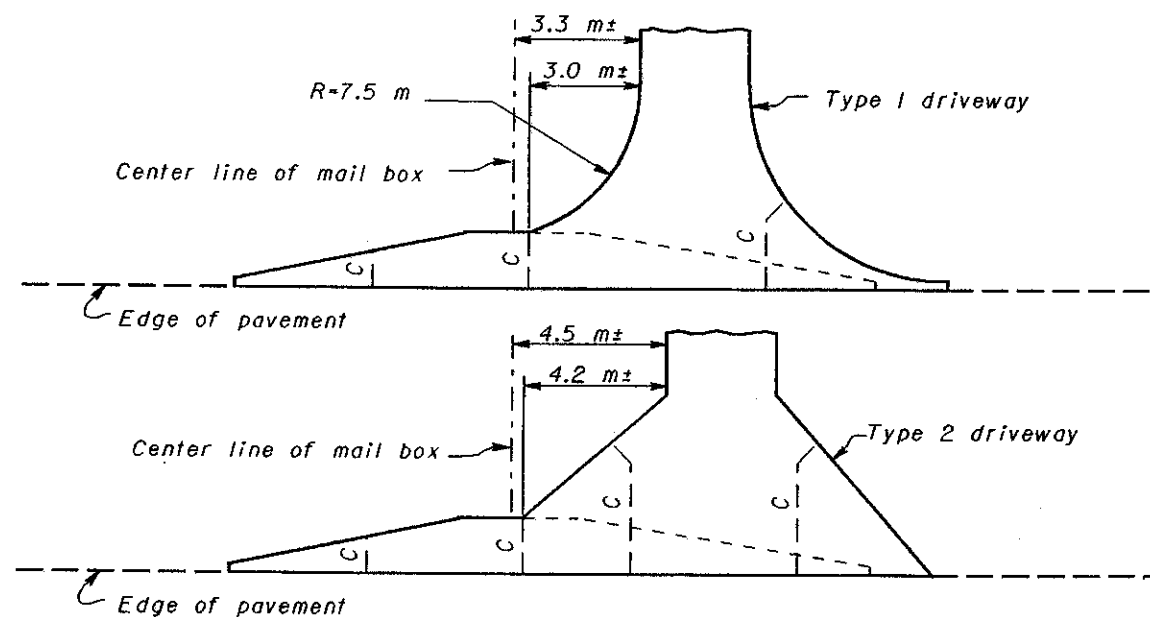
GENERAL: The design details shown hereon shall govern the construction of driveways unless otherwise shown in the project plans.

The pavement type and thickness shall be specified in the project plans.

Driveway and mail box approaches shall be combined when feasible.

JOINTS: Imprinted joints for portland cement concrete driveways shall be 6 mm minimum width by 75 mm \pm depth and shall be sealed with Item 705.04 or ASTM D 1850.

In addition to the joints shown hereon, imprinted joints without tie bars shall be placed in portland cement concrete driveways at intervals not to exceed 5.2 m in the portion of the driveway back of the flare.



** Add 0.9 m for each additional mail box



BUREAU OF LOCATION AND DESIGN
OHIO DEPARTMENT OF TRANSPORTATION

DRIVEWAYS

DATE
10-28-94

STANDARD CONSTRUCTION DRAWING **BP-4.1M**

APPROVED *W.K. Hillman*
ENGR., L & D