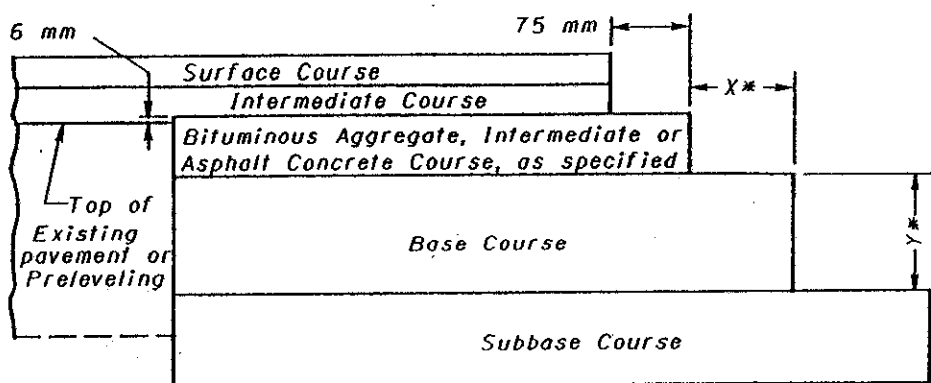


PLAN

MERGING EDGE OF PAVEMENT WIDENING WITH EDGE OF EXISTING PAVEMENT

Bituminous Aggregate, Intermediate or Asphalt Concrete course, as specified



SECTION A-A

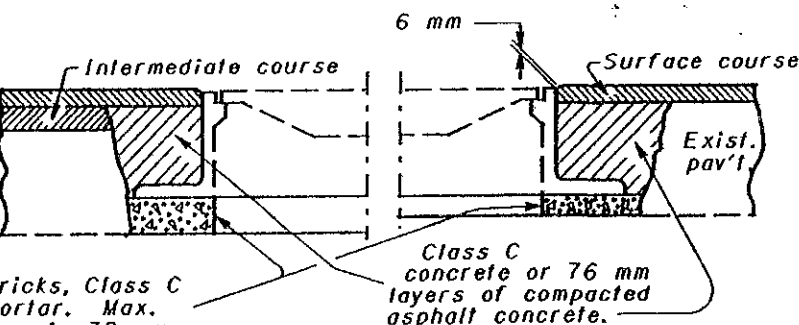
COURSE DETAIL FOR WIDENING

The Bituminous Aggregate in the upper part of the base widening shall finish approximately 6 mm above the edge of the existing pavement where no preleveling is used. Where a preleveling (using intermediate course material) is specified it shall be placed prior to excavation of the widening trench and the upper course of the base widening shall finish approximately 6 mm above the preleveling.

*The extended width (X) of a base or subbase course shall be equal to the depth (Y) of that particular course, unless otherwise specified in the plans.

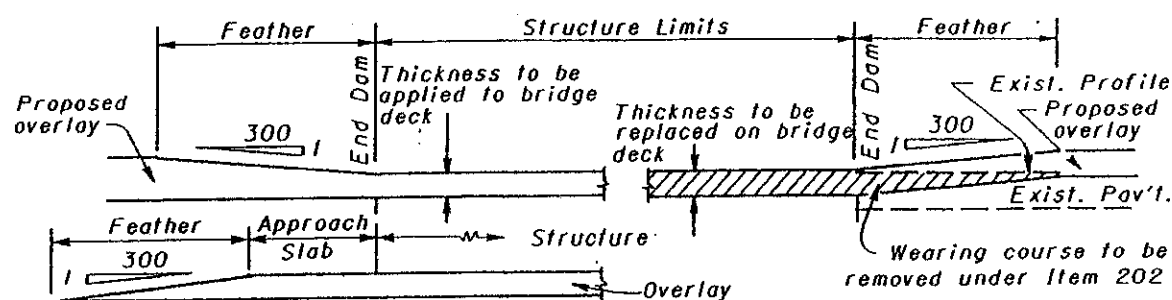
Grade rings, bricks, Class C Concrete or mortar. Max. mortar thickness is 38 mm.

USING CONCRETE OR MORTAR



Metal adjusting rings shall: (a) attach securely to the existing frame by welding or mechanical devices; (b) consist either of cast metal having an integral rim and seat, or be fabricated metal with a sturdy connection between the seat and rim; and (c) provide an even seat for the manhole cover. In addition, the adjusting ring type shall be a design acceptable to the local governmental agency responsible for street and sewer maintenance. Any installation unacceptable to the Engineer shall be replaced by the Contractor at his expense.

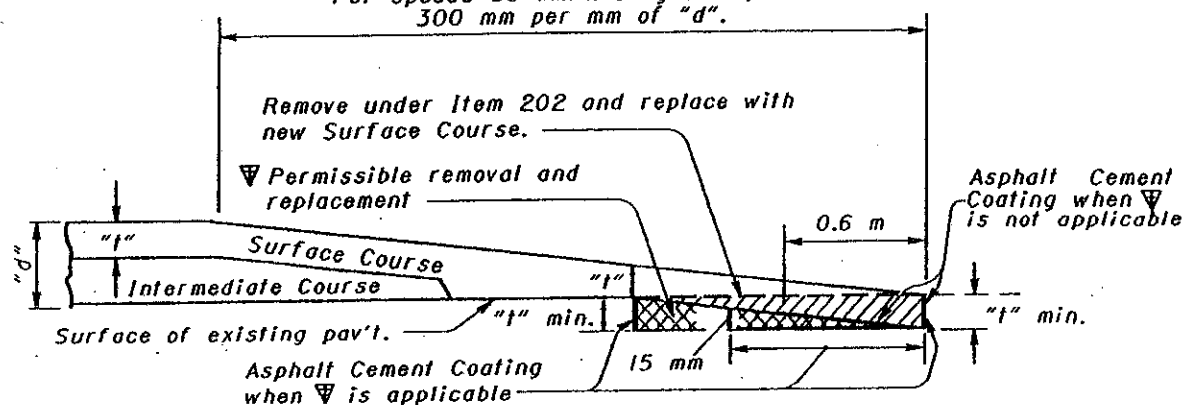
MANHOLES ADJUSTED TO GRADE




Details assume non-settled approach slabs. Smoothing of the profile for settlement is required per plan grades or as directed by the Engineer.

FEATHERING AT STRUCTURES

* Min length - 120 mm per mm of "d".
For speeds 80 km/h or greater, use 300 mm per mm of "d".



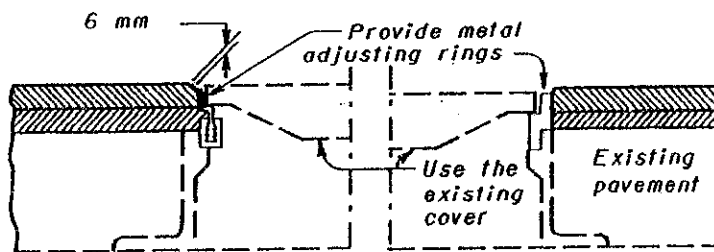
BUTT JOINT TYPE



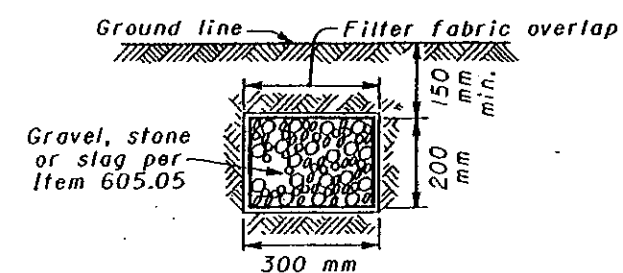
TAPER EDGE TYPE

NOTE: Either butt or taper type may be used unless type is specified by the plan.

PLACING FEATHERED AREAS

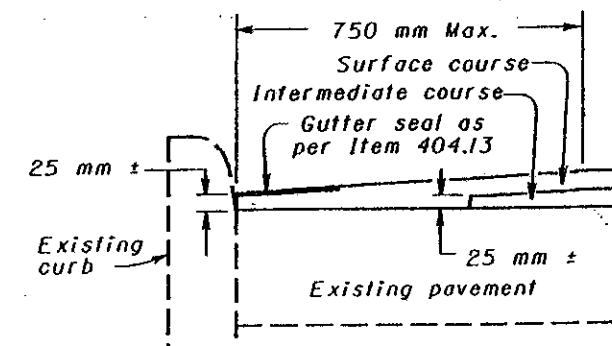


USING METAL ADJUSTING RINGS



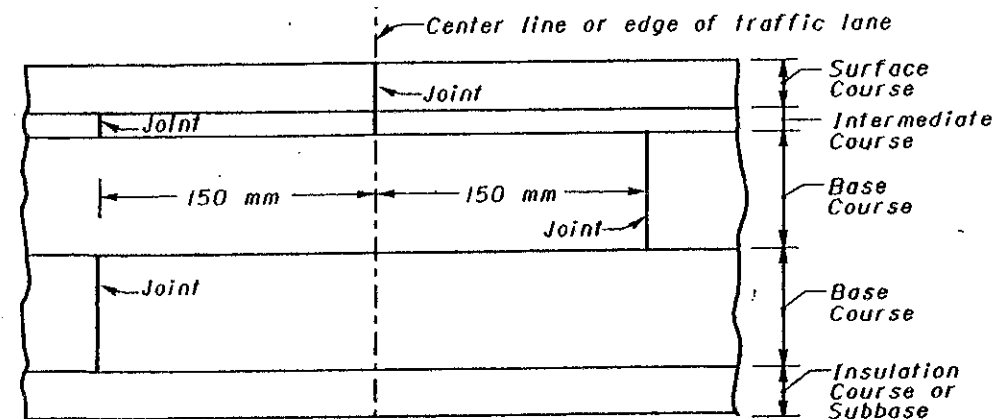
Aggregate drains to be placed where and as directed by Engineer. Provide filter fabric when specified as a separate pay item.

AGGREGATE DRAIN



Special care shall be taken during construction to obtain maximum compaction of bituminous concrete in gutters.

GUTTER FINISH



LAPPING LONGITUDINAL JOINTS



BUREAU OF LOCATION AND DESIGN
OHIO DEPARTMENT OF TRANSPORTATION

RESURFACING

DATE
10-28-94

STANDARD CONSTRUCTION DRAWING
BP-3.1M

APPROVED W.K. Hulman
ENGR., L & D