


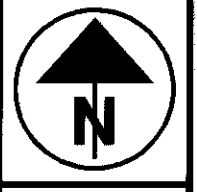


-  — PROJECT LIMITS
-  — CHILLICOTHE SB / SR 615 SB DETOUR
-  — CHILLICOTHE SB DETOUR



CALCULATED
CHECKED

DETOUR PLAN

LAK-615-1.26