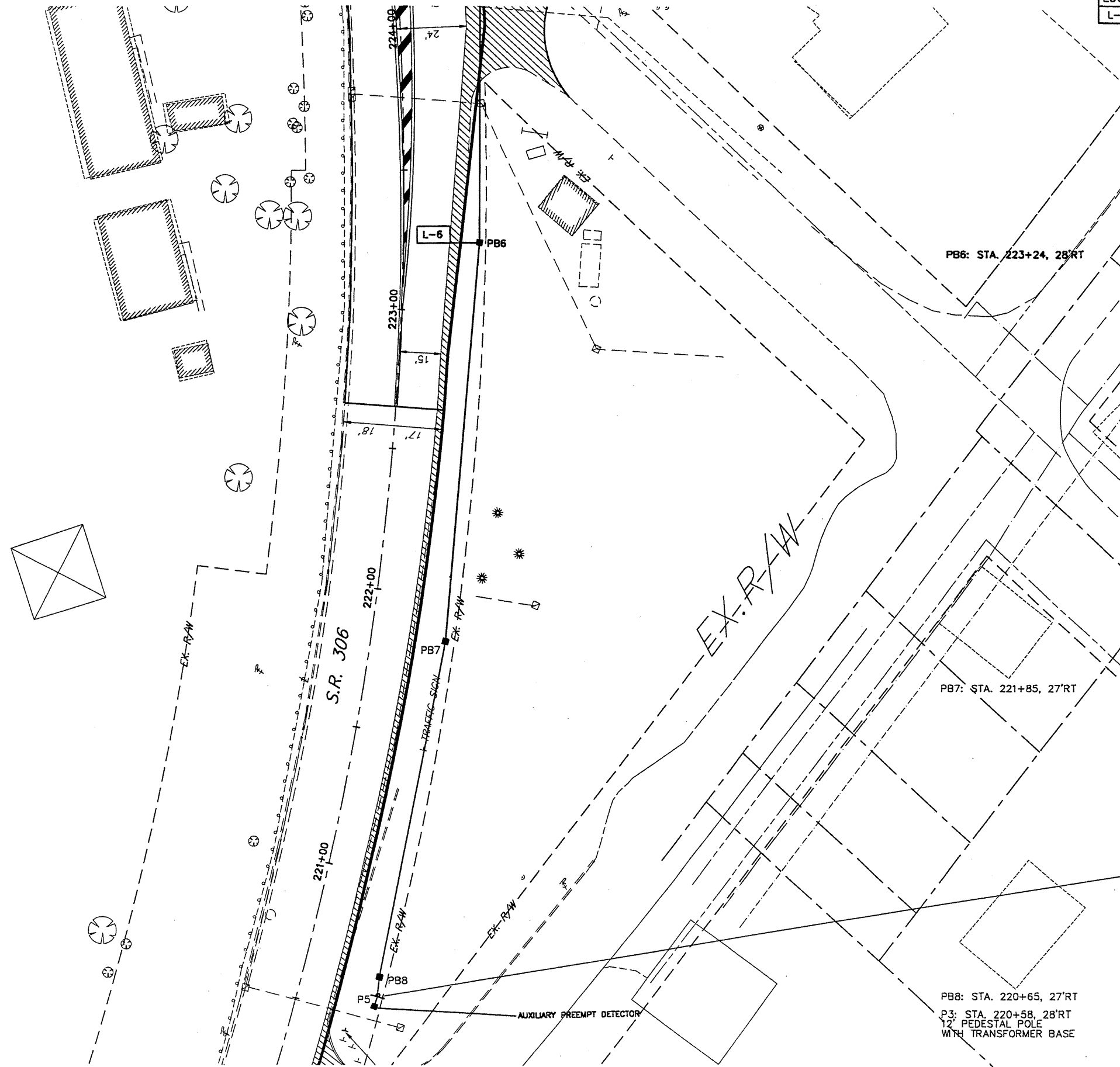


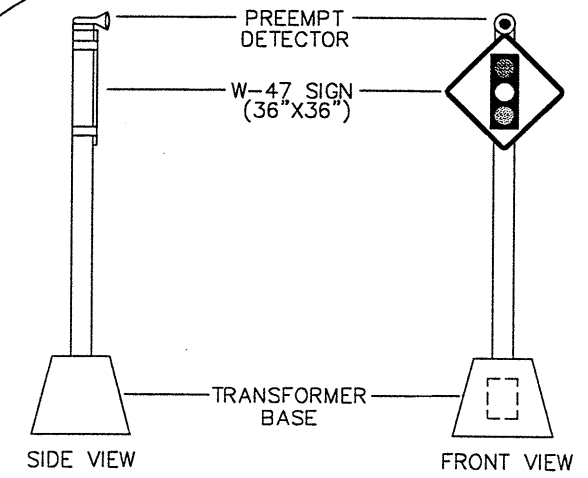
DATE: 1-04-00 - H:\ct\97260\sdsk\97260T01.dwg




LOOP	SIZE	TURNS	MODE	DELAY	PHASE	REMARK	EXTEND	LOCATION 1st FRONT CORNER	LOCATION 2nd FRONT CORNER
L-6	6x12	3	PRESENCE	2.0	SPECIAL*	STANDARD	15.0	223+24, 5'RT	223+24, 17'RT

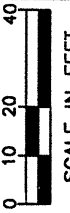
• SEE TRAFFIC CONTROL GENERAL NOTES
LOOP DETECTOR CHART

PLAN MODIFICATIONS: 2/24/00
 1) RELOCATED PB6 TO STA. 223+24, 28'RT. AND ADJUSTED CONDUIT.
 2) RELOCATED L-6 TO STA. 223+24
 3) INCREASED SIZE OF L-6 TO 6'x12'



**12' PEDESTAL POLE
 WARNING SIGN & PREEMPT DETECTOR**





SCALE IN FEET

CALCULATED	CHECKED
A.E.P.	I.M.H.

TRAFFIC SIGNAL PLAN
 S.R. 306 / S.R. 615 INTERSECTION

LAK - 615 - 0.00

