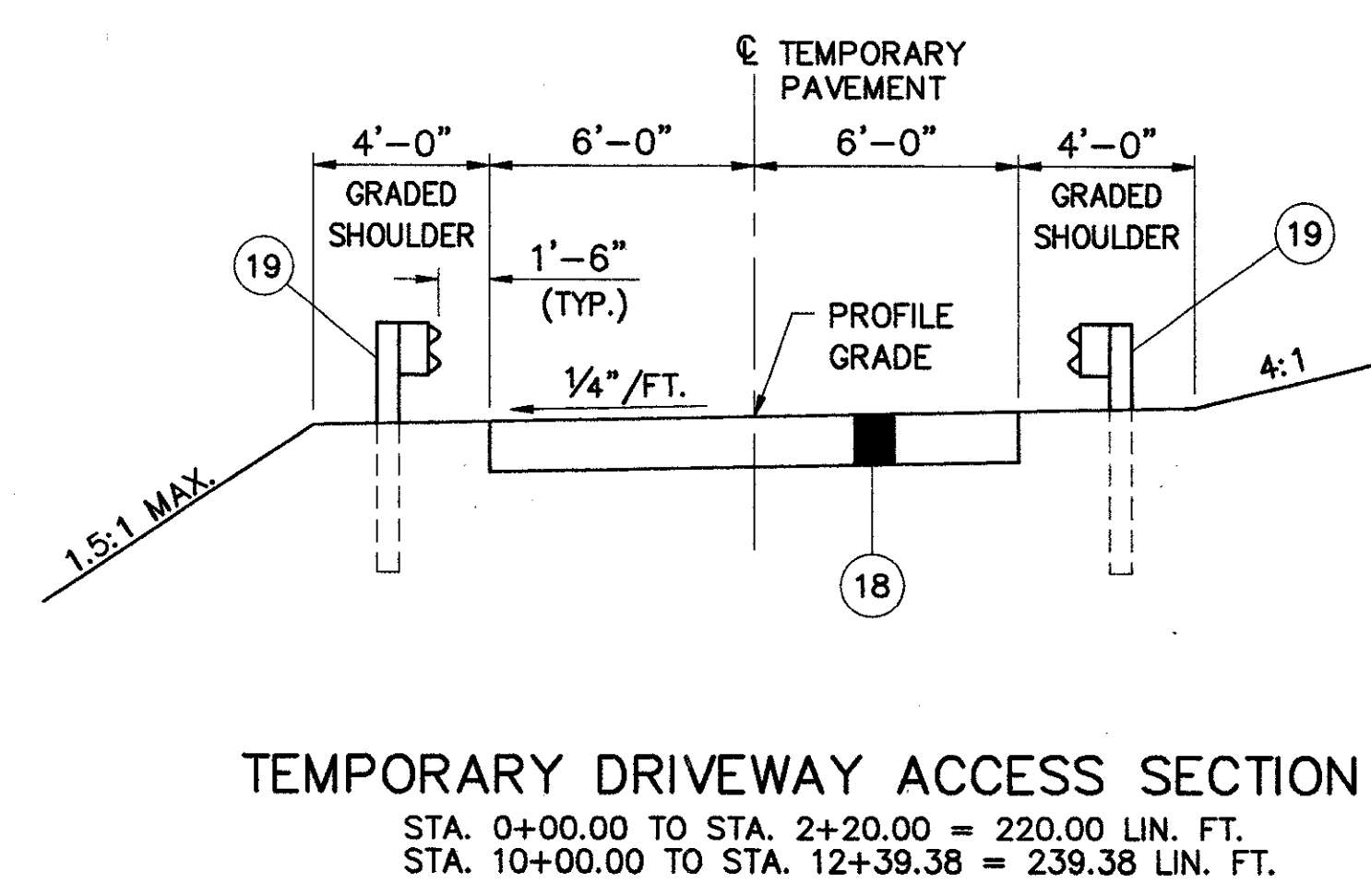
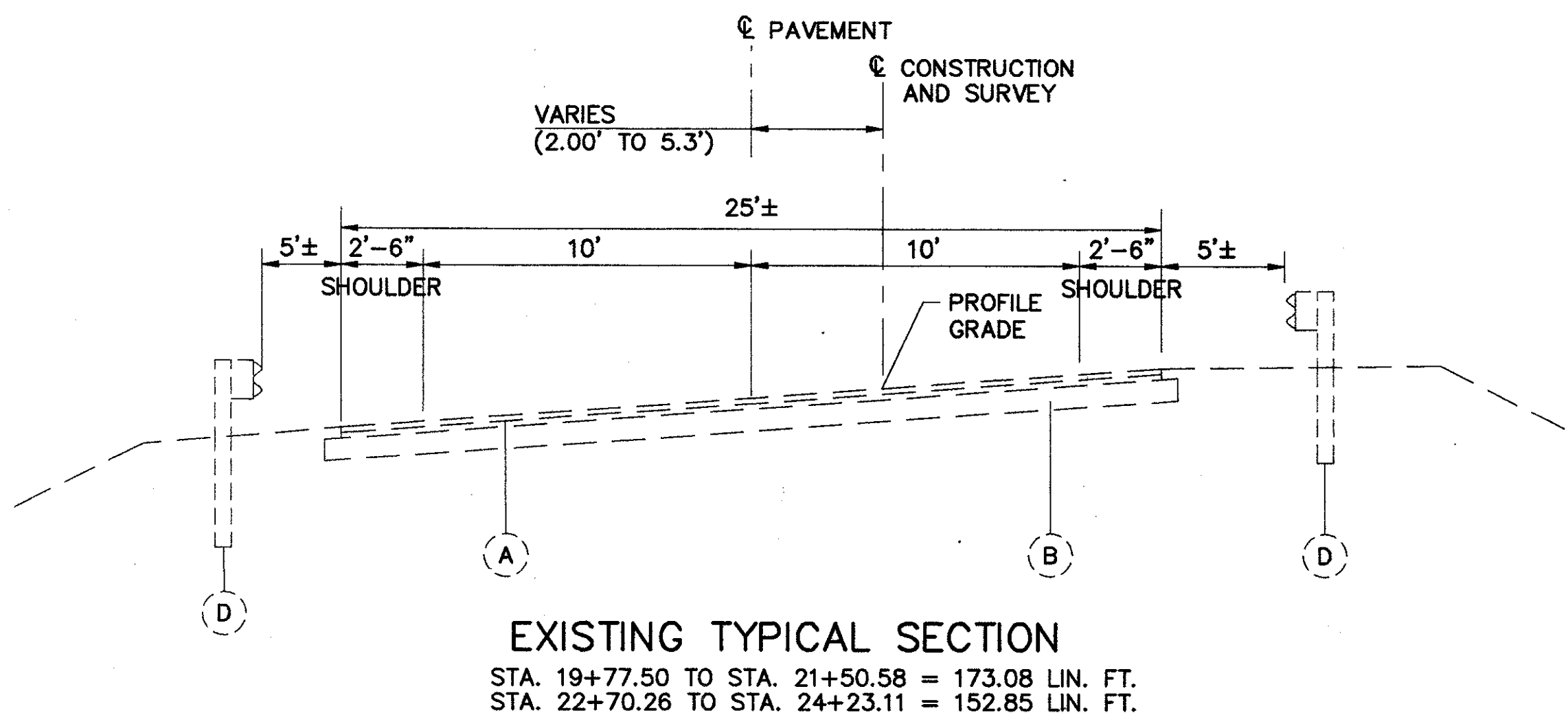
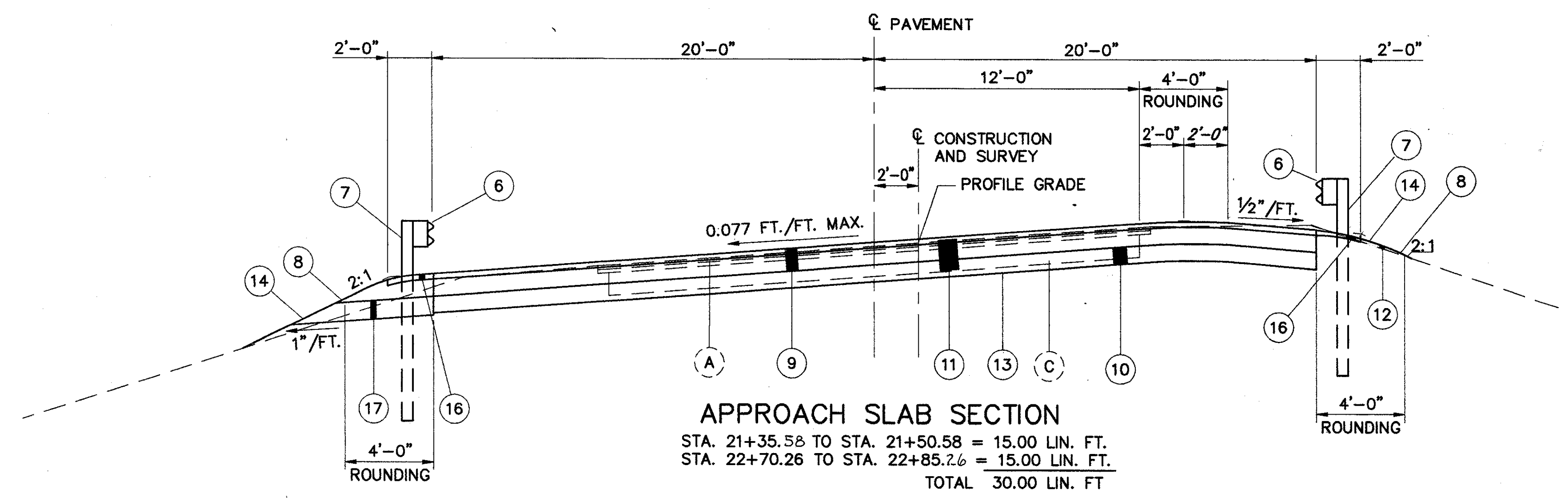
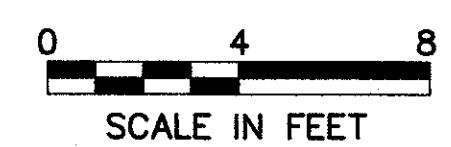


TYPICAL SECTIONS

TYPE 404



LEGEND

- ① ITEM 404 - 1 1/4" ASPHALT CONCRETE, AC-20
- ② ITEM 402 - 1 3/4" ASPHALT CONCRETE, AC-20
- ③ ITEM 301 - 3" TO 6" BITUMINOUS AGGREGATE BASE, AC-20
- ④ ITEM 304 - 8" AGGREGATE BASE (SEE PROPOSAL NOTE)
- ⑤ ITEM 407 - TACK COAT
- ⑥ ITEM 606 - GUARDRAIL, TYPE 5
- ⑦ ITEM 606 - GUARDRAIL POST, 9' LONG
- ⑧ ITEM 659 - SEEDING AND MULCHING
- ⑨ ITEM 611 - REINFORCED CONCRETE APPROACH SLAB (t=12")
- ⑩ ITEM 310 - 9" SUBBASE, TYPE I, GRADING A (SEE PROPOSAL NOTE)
- ⑪ ITEM 202 - APPROACH SLAB REMOVED
- ⑫ ITEM 203 - EMBANKMENT
- ⑬ ITEM 203 - SUBGRADE COMPACTION
- ⑭ ITEM 203 - LINEAR GRADING
- ⑮ ITEM 254 - PAVEMENT PLANING, BITUMINOUS, 3" THICKNESS
- ⑯ ITEM 404 - ASPHALT CONCRETE, AC-20, UNDER GUARDRAIL
- ⑰ ITEM 605 - AGGREGATE DRAIN
- ⑱ ITEM 615 - TEMPORARY PAVEMENT, CLASS A
- ⑲ TEMPORARY GUARDRAIL
- Ⓐ EXISTING ASPHALT SURFACE COURSE
- Ⓑ EXISTING 8" AGGREGATE BASE COURSE
- Ⓒ EXISTING 12" REINFORCED CONCRETE APPROACH SLAB
- Ⓓ EXISTING GUARDRAIL