

TYPICAL SECTION 24' PAVEMENT

TYPE T-71 REINFORCED CONCRETE PAVEMENT

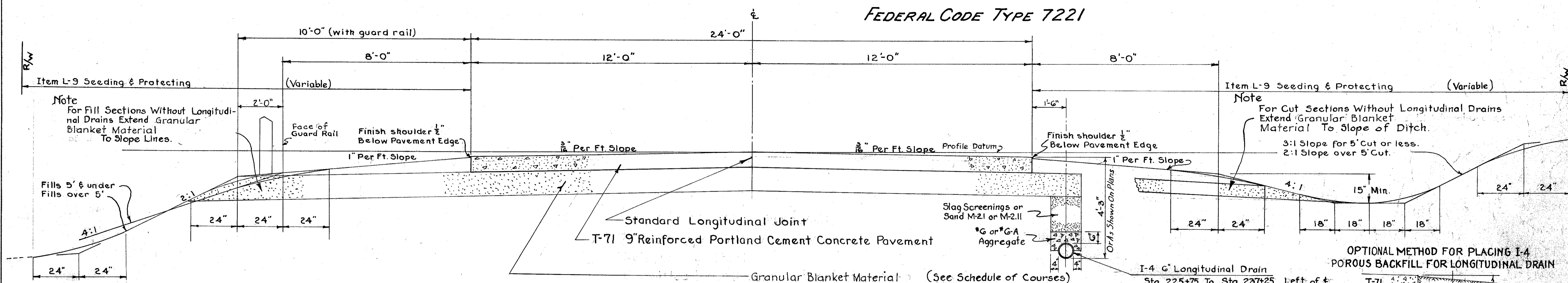
SCALE 1/2" = 1'-0"

FED. RD. DIVISION	STATE	F.A.D. PROJECT	FISCAL YEAR
2	OHIO	F-366(1)	POST WAR

2
97

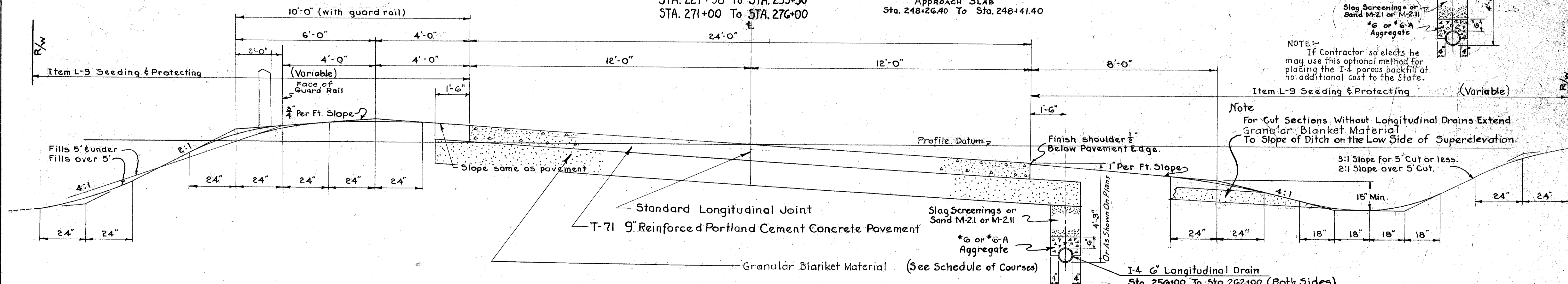
LAKE COUNTY
LAK - 6(3.60-3.76)

FEDERAL CODE TYPE 7221



NORMAL SECTION

BRIDGE LIMITS
 Sta. 209+25 To Sta. 212+75
 Sta. 227+50 To Sta. 255+50
 Sta. 271+00 To Sta. 276+00
 APPROACH SLAB
 Sta. 248+26.40 To Sta. 248+41.40



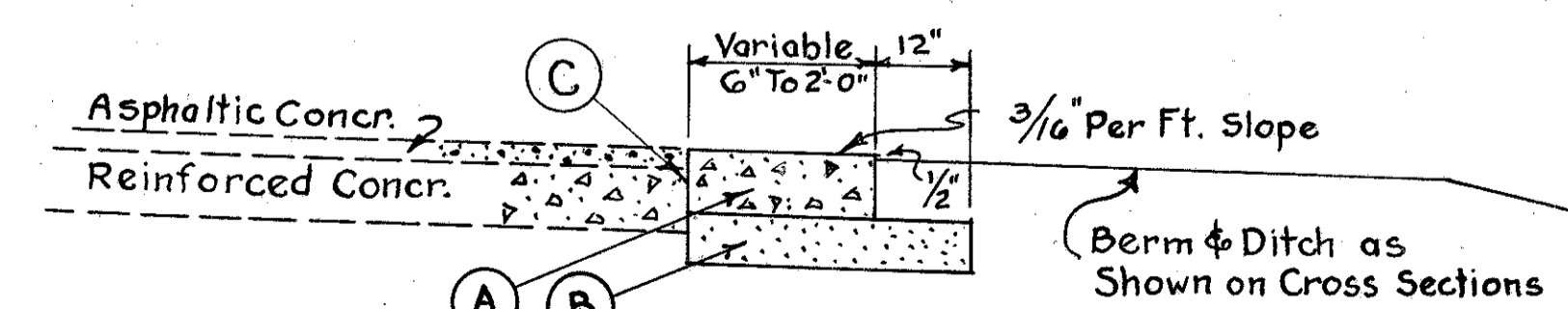
SUPERELEVATED SECTION

STA. 200+09.98 To STA. 204+61.03
 STA. 215+99.27 To STA. 224+05.09
 STA. 258+82.97 To STA. 267+83.44

TRANSITIONS

STA. 195+50 To STA. 200+09.98
 STA. 204+61.03 To STA. 209+25
 STA. 212+75 To STA. 215+99.27
 STA. 224+05.09 To STA. 227+50
 STA. 255+50 To STA. 258+82.97
 STA. 267+83.44 To STA. 271+00

Granular Blanket Material
6" Course (Cuts)
 Sta. 195+50 To Sta. 203+50
 Sta. 220+00 To Sta. 221+25
 Sta. 226+25 To Sta. 227+50
 Sta. 228+50 To Sta. 233+00
 Sta. 236+00 To Sta. 237+75
 Sta. 252+24.60 To Sta. 256+00
12" Course (Fills)
 Sta. 203+50 To Sta. 220+00
 Sta. 221+25 To Sta. 226+25
 Sta. 237+75 To Sta. 248+41.40
 Sta. 270+25 To Sta. 275+50
18" Course
 Sta. 227+50 To Sta. 228+50
 Sta. 233+00 To Sta. 236+00
 Sta. 256+00 To Sta. 262+00
 No Granular Course Sta. 262+00 To Sta. 270+25



- (A) T-71 9" Reinforced Portland Cement Concrete Pavement.
- (B) 6" Granular Blanket Material (Sta. 194+00 To Sta. 195+50 Both Sides)
- (C) E-8 Sealing Only

EDGE WIDENING SECTION

STA. 194+00 To STA. 195+50
 STA. 276+00 To STA. 277+50