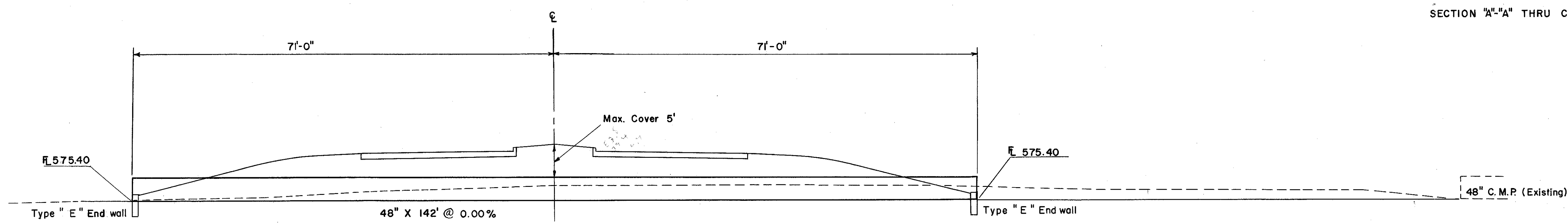
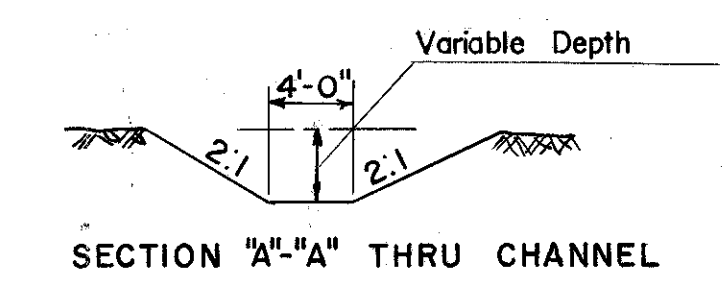
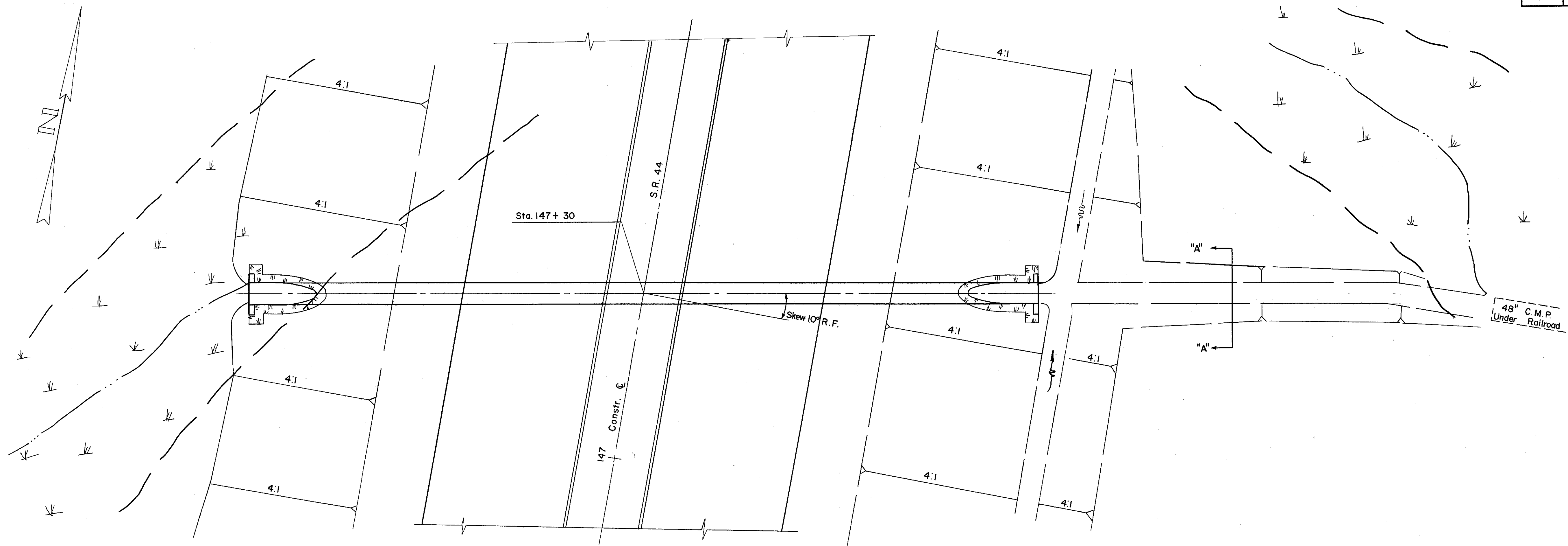


LAKE COUNTY  
LAK-44-722



**CULVERT DATA**

TYPE: I-1 Pipe Class A-1, Sec. M-6.4 (d), with Standard Type "E" End walls  
 SIZE: 48" X 142'

WORK REQUIRED: Build a 48" Pipe Culvert with Standard Type "E" End walls Lt. & Rt. Place 18" Sod. at Ends as Shown.

**ESTIMATED QUANTITIES**

E-3	Channel Excavation	35 C.Y.
I-1	48" Pipe Class A-1 Sec.M-6.4 (d)	142 L.F.
I-2	Masonry	172 C.Y.
L-10	Sodding	12 S.Y.

Scale: 1" = 10'