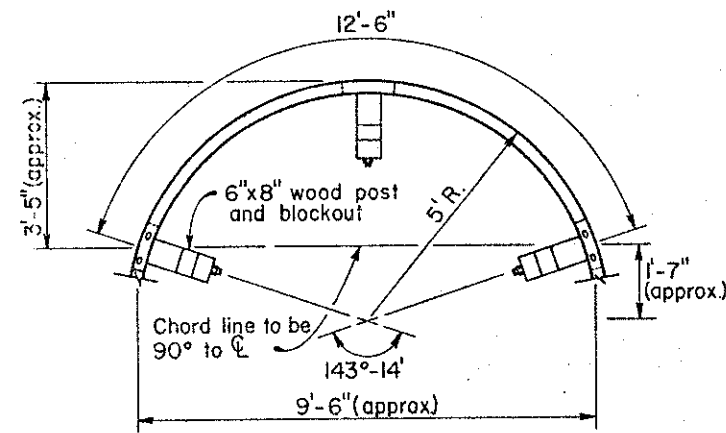


NOTES

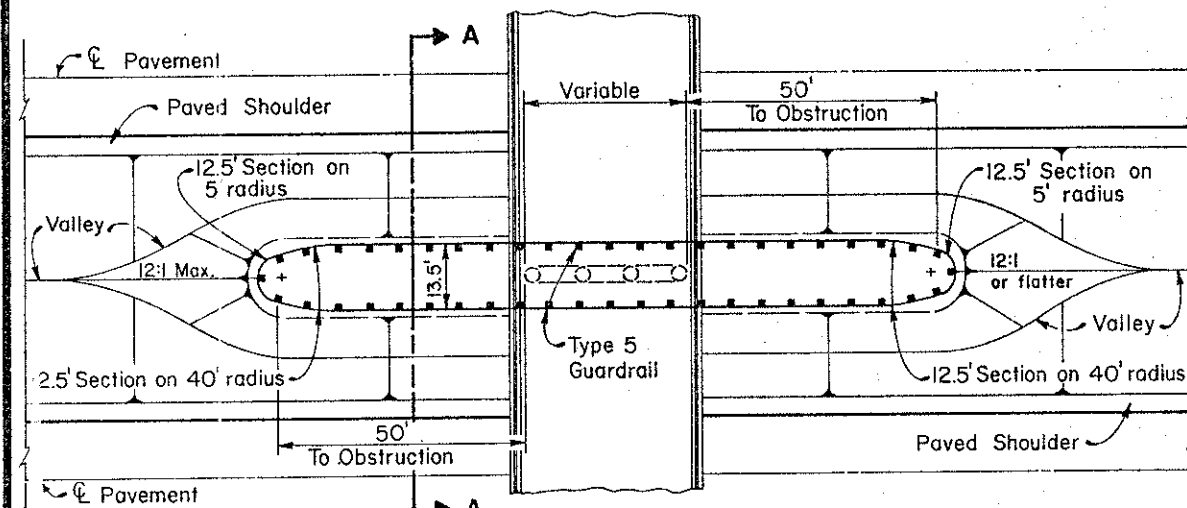
Details shown for pier protection - Design B are designed to protect a pier 36 inches in width. If a wider pier is to be protected, face of barrier rail at the pier shall be offset 24 inches on each side. Space between faces of rails, shown in the table, shall be adjusted as required.

MEDIAN SLOPES: For medians that are 50' or less in width, both the inslopes and backslopes shall be 6:1 for Design A.

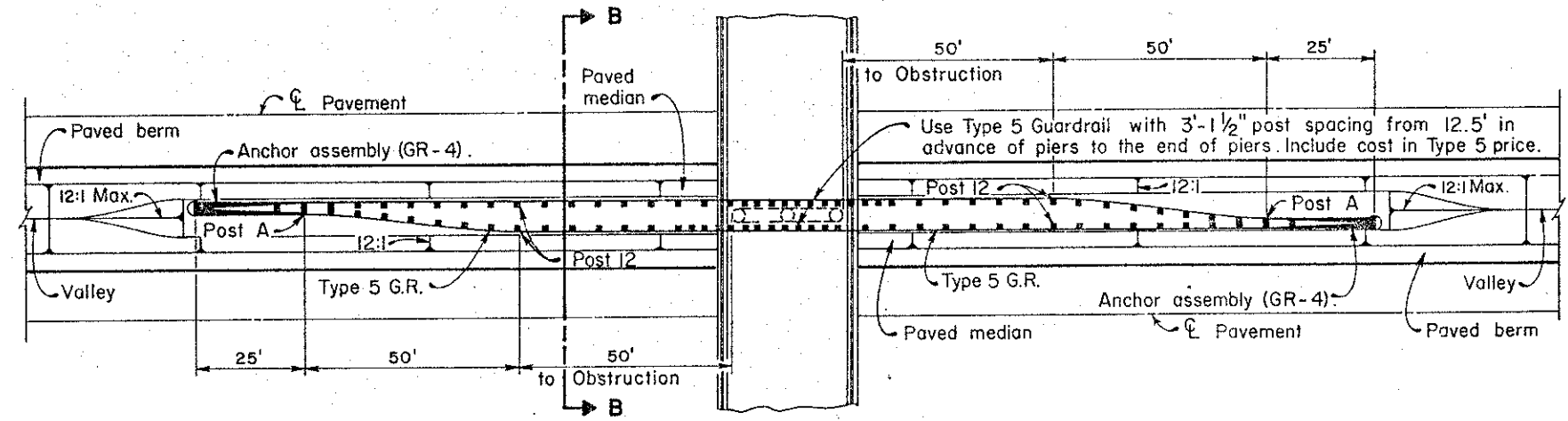


MEDIAN NOSE DETAIL

DESIGN B PIER PROTECTION	
Post No.	Space between faces of rails.
A	2.30'
5	3.00'
6	3.67'
7	4.33'
8	5.00'
9	5.67'
10	6.33'
11	6.83'
12	7.00'

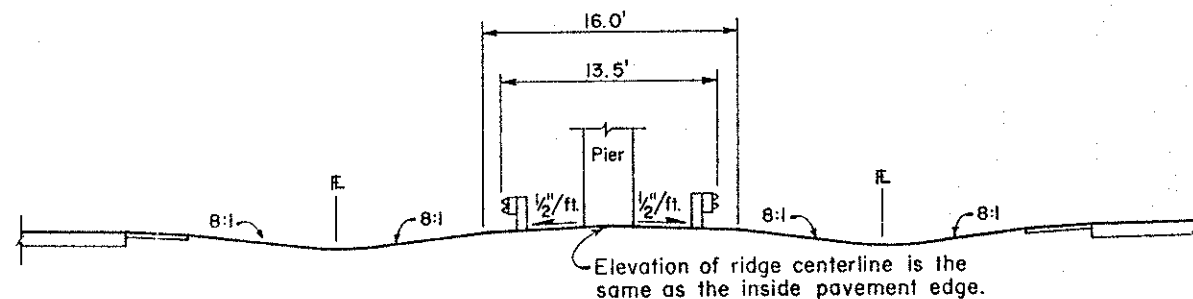


DESIGN-A
(MEDIAN WIDTH 26' OR GREATER)

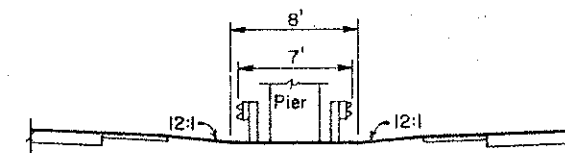


DESIGN-B
(MEDIAN WIDTH 25' OR LESS)

GUARDRAIL AT PIERS



SECTION A-A



SECTION B-B

BUREAU OF LOCATION AND DESIGN
OHIO DEPARTMENT OF TRANSPORTATION

GUARDRAIL AT BRIDGES

STANDARD CONSTRUCTION DRAWING **GR-6A**

APPROVED: _____ ENGR., L. & D.

DATE: 2-5-82