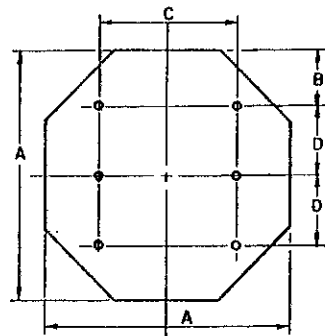


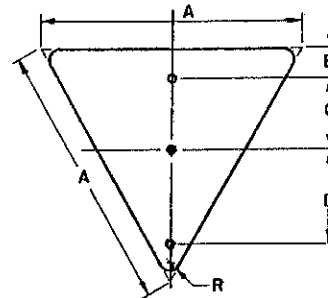
**OCTA-1-3**

A	B	C	GAUGE	SQ. FT.
30	3	12	.080	6.25
36	6	12	.080	9.00



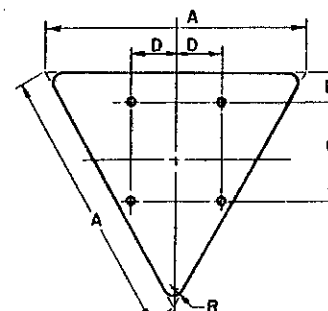
**OCTA-2-6**

A	B	C	D	GAUGE	SQ. FT.
48	12	24	12	.100	16.00



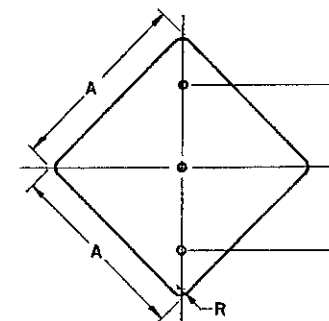
**TRI-1-3**

A	B	C	D	R	GAUGE	SQ. FT.
36	3	10	11	2.00	.100	3.90



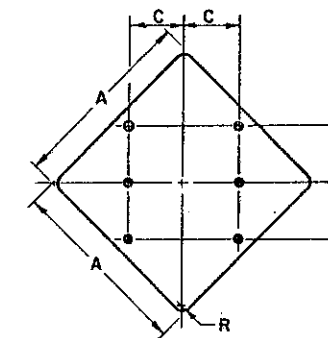
**TRI-2-4**

A	B	C	D	R	GAUGE	SQ. FT.
48	3	12	12	3	.100	6.93
60	3	18	15	4	.100	10.83



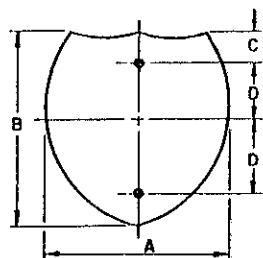
**DIA-1-3**

A	B	R	GAUGE	SQ. FT.
24	12	1.50	.063	4.00
30	15	1.88	.080	6.25
36	18	2.25	.080	9.00



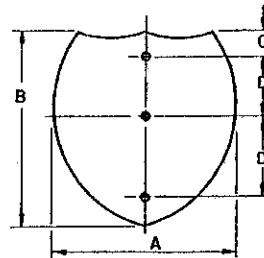
**DIA-2-6**

A	B	C	D	R	GAUGE	SQ. FT.
48	15	15	3	3	.100	16.00
60	18	18	3.75	3	.100	25.00



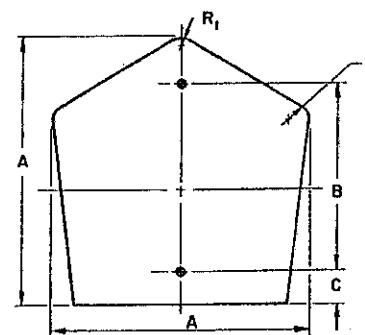
**I.S.-1-2**

A	B	C	D	GAUGE	SQ. FT.
24	24	3	9	.063	4.00
30	24	3	9	.080	5.00
30	30	3	12	.080	6.25
40	30	3	12	.080	8.33



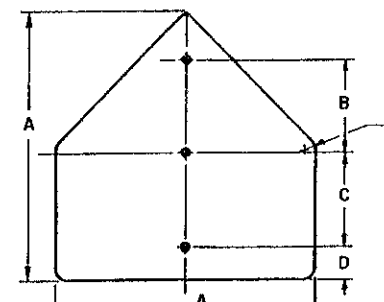
**I.S.-1-3**

A	B	C	D	GAUGE	SQ. FT.
36	36	6	12	.080	9.00
48	36	6	12	.100	12.00



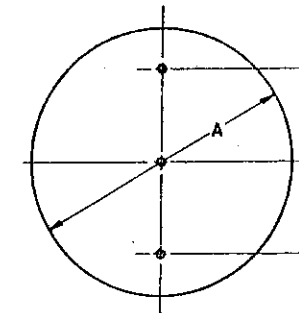
**CO-1-2**

A	B	C	R <sub>1</sub>	R	GAUGE	SQ. FT.
18	15	1	5	2	.063	2.25
24	18	2	5.31	2.69	.063	4.00
30	24	2	6.63	3.38	.080	6.25



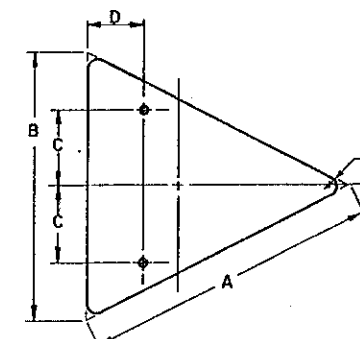
**PENT-1-3**

A	B	C	D	R	GAUGE	SQ. FT.
30	10	11	3	1.88	.080	6.25
36	12	12	3	2.25	.080	9.00
42	14	13	4	2.50	.100	12.25



**CIR-1-3**

A	B	GAUGE	SQ. FT.
30	12	.063	6.25
36	15	.080	9.00

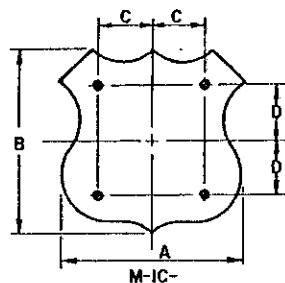


**ISOS-1-2**

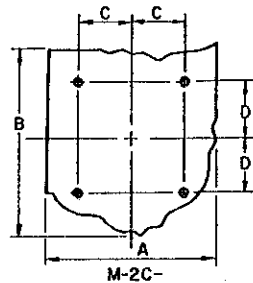
A	B	C	D	R	GAUGE	SQ. FT.
40	30	7.50	12	1.88	.080	3.86
48	36	9	15	2.25	.100	5.56

**ROUTE SHIELDS**

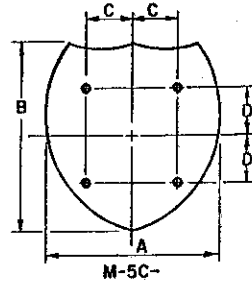
(FOR GUIDE SIGNS ONLY)



A	B	C	D
24	24	7	7
30	24	8	8
30	30	9	9
37.5	30	9	9
36	36	10	10
45	36	15	10



A	B	C	D
24	24	7	7
30	24	8	8
30	30	9	9
37.5	30	9	9
36	36	10	10
45	36	15	10



A	B	C	D
24	24	7	7
30	24	8	8
30	30	9	9
40	30	9	9
36	36	10	10
48	36	15	10

ALL SHIELDS SHALL BE .063 GAUGE

**NOTES**

1. ALL DIMENSIONS ARE IN INCHES, UNLESS OTHERWISE NOTED.
2. ALL BOLT HOLES SHALL BE  $\frac{3}{8}$ " DIAMETER, AND MAY BE DRILLED OR PUNCHED TO FINISHED SIZE.
3. DIMENSIONS BETWEEN BOLT HOLES SHALL BE TO TOLERANCE OF  $\pm \frac{1}{32}$  INCH.
4. FOR ADDITIONAL BLANK DETAILS SEE SIGN LAYOUT DRAWINGS.

SHAPE            NO. BOLTS REQUIRED             
**OCTA-2-6**  
 NO. SUPPORT REQUIRED           

ALL ITEMS SHALL CONFORM TO SUPPLEMENTAL SPECIFICATIONS 857 AND 957, UNLESS OTHERWISE SPECIFIED.

BUREAU OF DESIGN SERVICES DIVISION OF HIGHWAYS OHIO DEPARTMENT OF TRANSPORTATION		DATE
TRAFFIC CONTROL		4/1/77
SIGN BLANK DETAILS I		4/3/79
STANDARD CONSTRUCTION DRAWING		TC-52.10
APPROVED: <i>[Signature]</i> Engineer of Design Services		