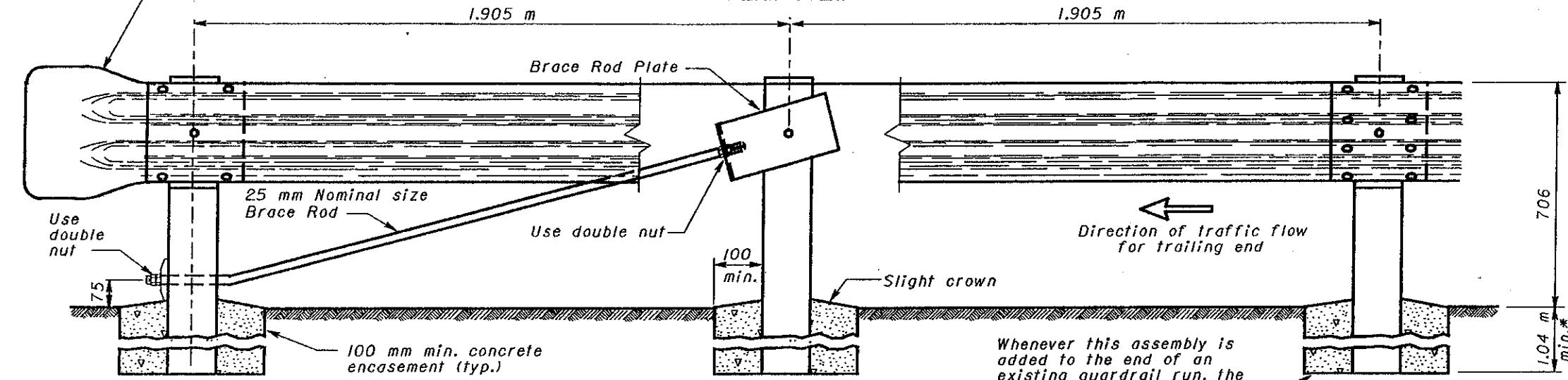
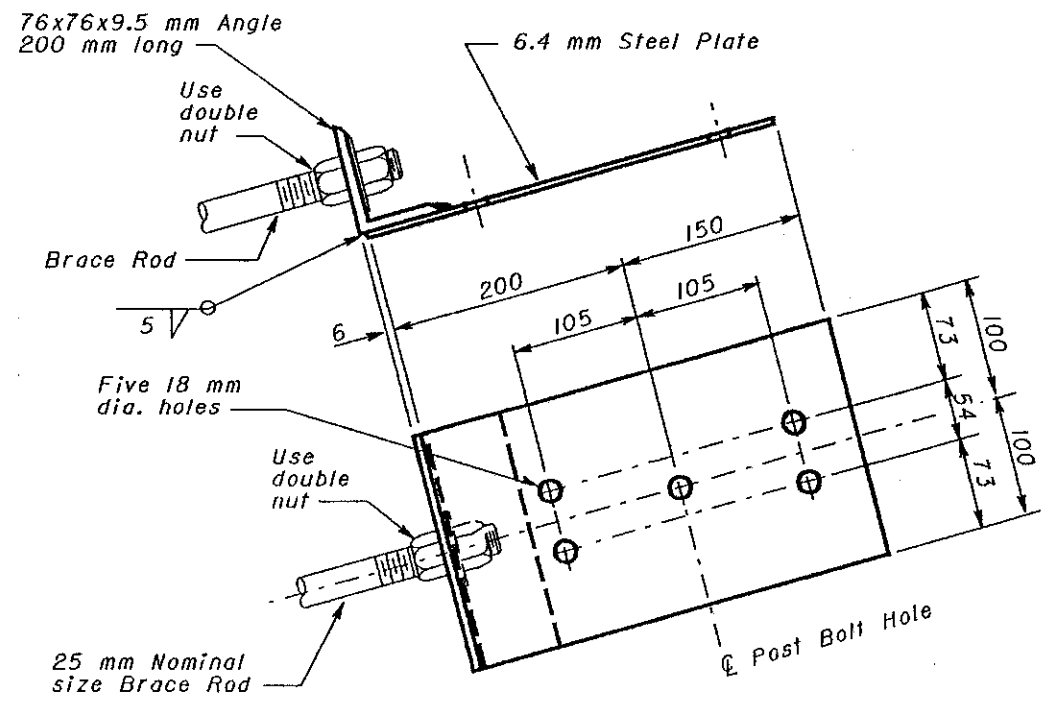


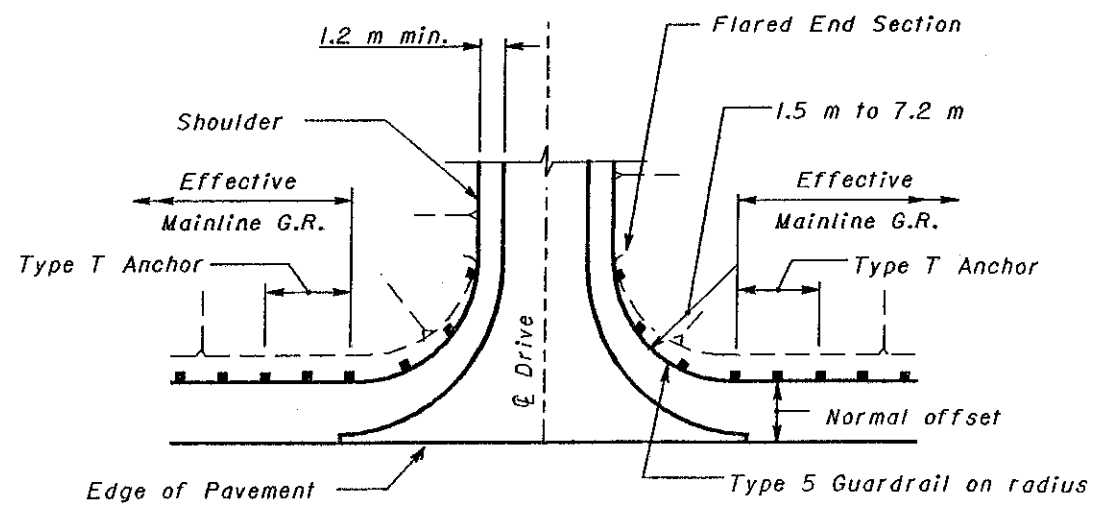
PLAN VIEW



ELEVATION



BRACE ROD PLATE



DRIVEWAY OPENING

NOTES

- FOR DETAILS NOT SHOWN:** See SCD's GR-1.1M, GR-1.2M and other Drawings pertaining to design of specific guardrail types.
- WASHERS:** All washers indicated are standard galvanized steel of the appropriate size.
- POSTS:** Posts shall be the same as used on the adjacent guardrail, with 100 mm minimum concrete encasement.
- SPACER BLOCKS:** Blocks may be notched in the field, in a manner satisfactory to the Engineer, to accommodate the installation of the brace rod plate 16 mm attachment bolts.
- BRACE ROD ASSEMBLY:** Rods shall be galvanized and develop a tensile strength of at least 178 kN.
- * FOR SPECIFIC POST EMBEDMENT:** See SCD GR-1.2M for depth requirements.

All dimensions are in millimeters unless otherwise noted.



OHIO DEPARTMENT OF TRANSPORTATION	
TYPE T ANCHOR ASSEMBLY	DATE 4-21-95 10-21-97
STANDARD CONSTRUCTION DRAWING GR-4.2M	
APPROVED <i>Randy T. Lush</i>	