


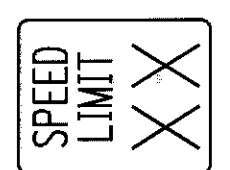

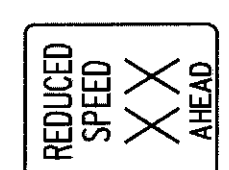

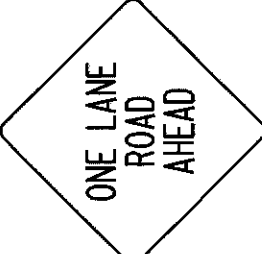





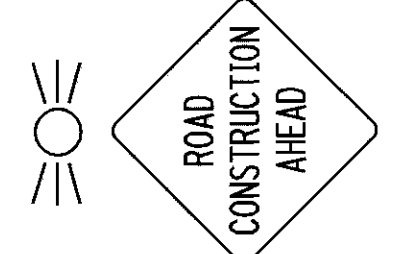
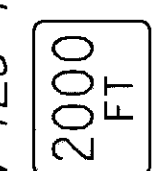
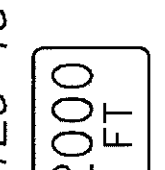
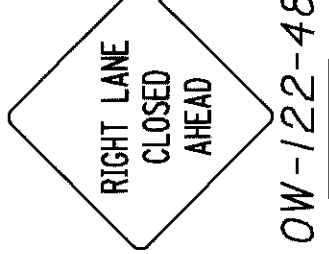
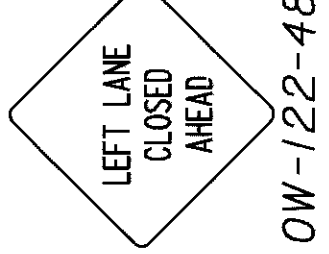
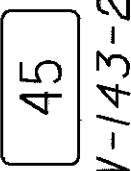

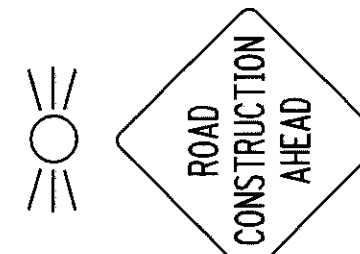
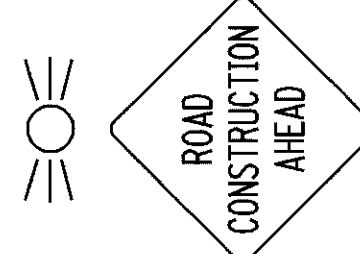


PHASE I PHASE IA	PHASE II	PHASE III
STA. 244+35 (SB) (RT & LT)	STA. 249+49 (SB) (RT & LT)	
		 OW-60C-48
		 OW-60D-48
45 MPH → STA. 649+50 (NB)	STA. 649+50 (NB)	
50 MPH → STA. 238+85 (SB) (RT & LT)	STA. 243+99 (SB) (RT & LT)	
		 R-10-48
		 R-10-48
45 MPH → STA. 645+00 (NB)	STA. 645+00 (NB)	
50 MPH → STA. 243+35 (SB) (RT & LT)	STA. 248+49 (SB) (RT & LT)	
		 R-11A-48
		 R-11A-48
STA. 640+40 (NB)	STA. 640+40 (NB)	
		 OW-121-48
		 OW-121-48
STA. 645+40 (NB)	STA. 645+40 (NB)	
		 OW-125-48
		 OW-125-48
STA. 638+00 (NB)	STA. 638+00 (NB)	
		 OW-166-48
		 OW-166-48
STA. 634+00 (NB)	STA. 634+00 (NB)	
		 OW-128-48
		 OW-128-48
		 OW-145A-30
		 OW-145A-30
STA. 260+35 (SB) (RT & LT)	STA. 265+49 (SB) (RT & LT)	
		 OW-122-48
		 OW-122-48
		 OW-143-24
		 OW-143-24
STA. 601+20 (NB)	STA. 601+20 (NB)	
STA. 286+35 (SB) (RT & LT)	STA. 291+49 (SB) (RT & LT)	
		 OW-128-48
		 OW-128-48