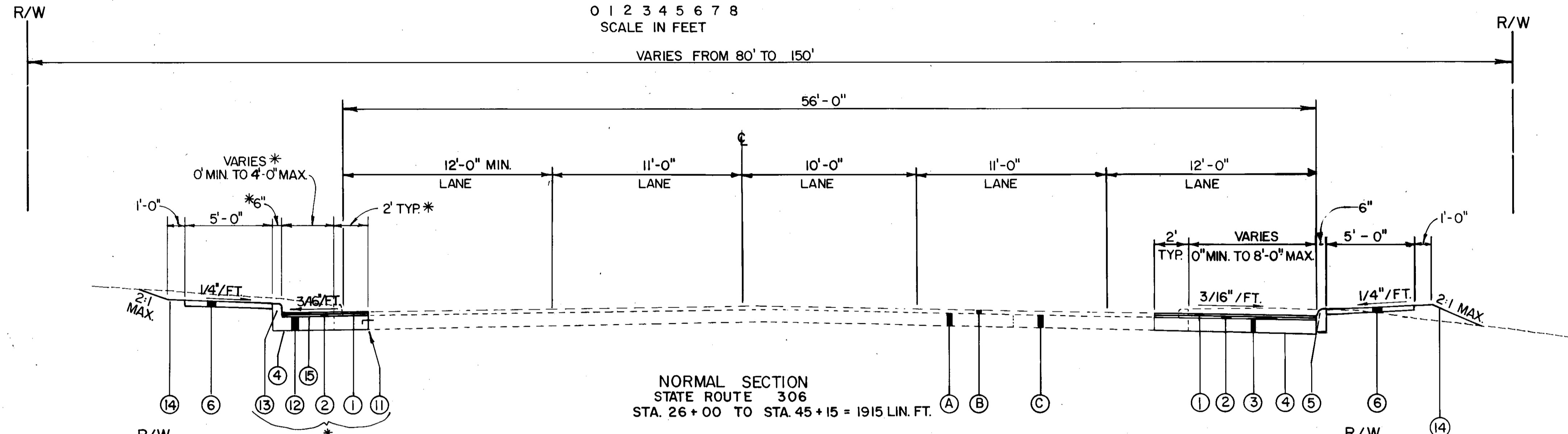
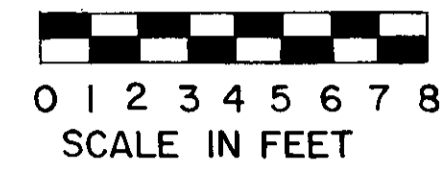
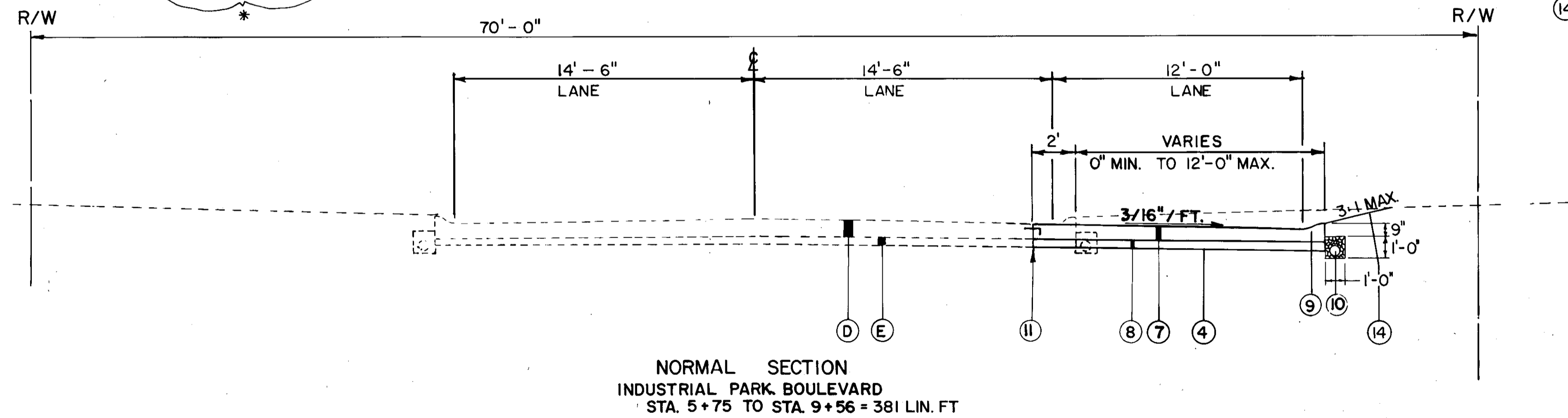


TYPICAL SECTIONS



* STA. 39+05 TO STA. 41+10 ONLY



LEGEND

- | | | | |
|---|----------|--|-------|
| ① | ITEM 404 | 1 1/4" ASPHALT CONCRETE | AC-20 |
| ② | ITEM 402 | 1 3/4" ASPHALT CONCRETE | AC-20 |
| ③ | ITEM 301 | 10" BITUMINOUS AGGREGATE BASE | AC-20 |
| ④ | ITEM 203 | SUBGRADE COMPACTION | |
| ⑤ | ITEM 609 | CURB, TYPE 6 | |
| ⑥ | ITEM 608 | 4" CONCRETE WALK | |
| ⑦ | ITEM 452 | 9" PLAIN CONCRETE PAVEMENT | |
| ⑧ | ITEM 310 | 3" SUBBASE, TYPE II, AS PER PLAN | |
| ⑨ | ITEM 609 | CURB, TYPE 3-A | |
| ⑩ | ITEM 605 | 4" SHALLOW PIPE UNDERDRAIN, AS PER PLAN | |
| ⑪ | | STANDARD LONGITUDINAL JOINT | |
| ⑫ | ITEM 305 | 9" CONCRETE BASE | |
| ⑬ | ITEM 609 | CURB, TYPE 2-B | |
| A | | 8"± CONCRETE PAVEMENT | |
| B | | 2"± ASPHALT WEARING COARSE | |
| C | | 7"± ASPHALT CONCRETE | |
| D | | 9"± NON-REINFORCED CONCRETE PAVEMENT | |
| E | | 3"± SAND CUSHION COURSE | |
| ⑭ | ITEM 659 | SEEDING & MULCHING | |
| ⑮ | ITEM 407 | TACK COAT (APPLIED AT A RATE OF 0.10 GAL./SQ.YD) | |