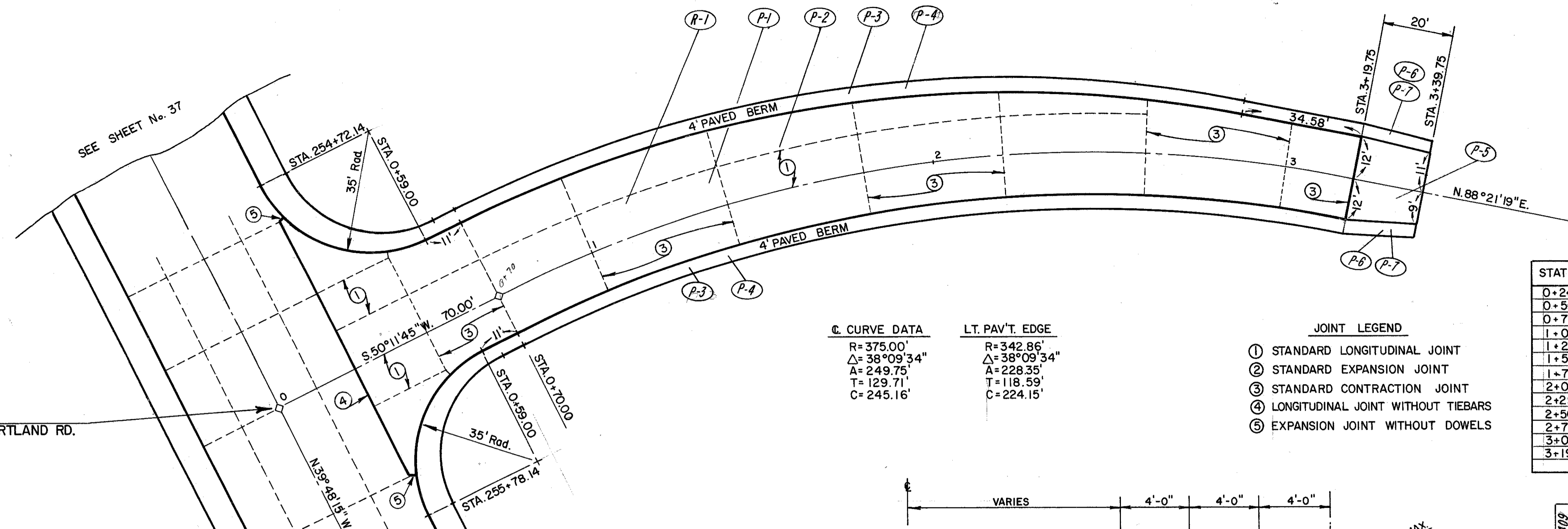


LAKE COUNTY  
LAK-306-4.74

QUANTITY CALCULATIONS  
BY: DA DATE 9/10/81  
CHKD: KS DATE 10/30/81  
COLPETZER - WOODS CONSULTANTS

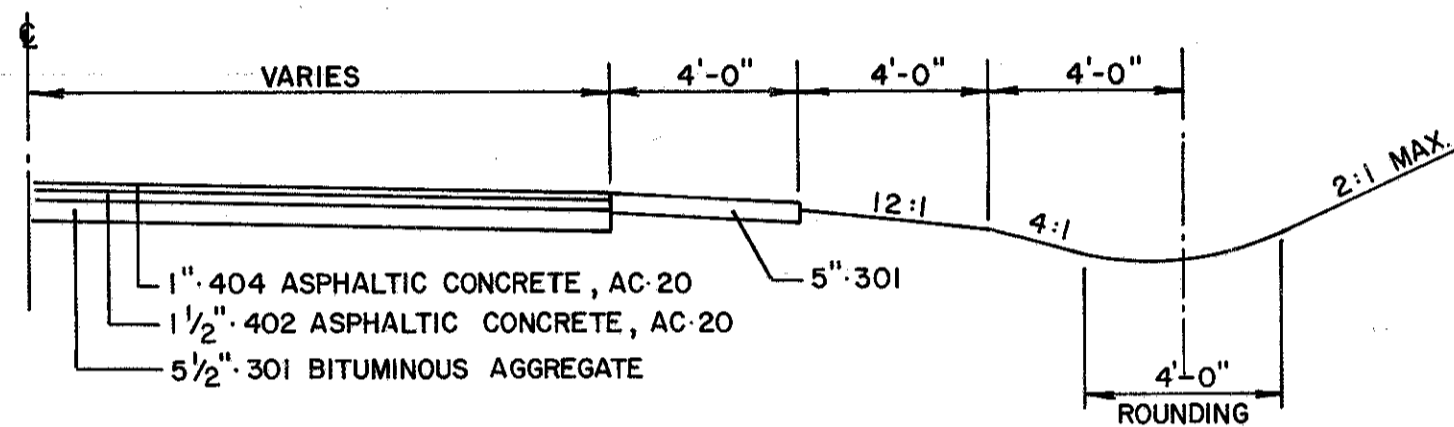


**C. CURVE DATA**  
R=375.00'  
Δ=38°09'34"  
A=249.75'  
T=129.71'  
C=245.16'

**LT. PAV'T. EDGE**  
R=342.86'  
Δ=38°09'34"  
A=228.35'  
T=118.59'  
C=224.15'

- JOINT LEGEND**
- ① STANDARD LONGITUDINAL JOINT
  - ② STANDARD EXPANSION JOINT
  - ③ STANDARD CONTRACTION JOINT
  - ④ LONGITUDINAL JOINT WITHOUT TIEBARS
  - ⑤ EXPANSION JOINT WITHOUT DOWELS

STATION	PROFILE GRADE	LT. PAV'T. EDGE		RT. PAV'T. EDGE	
		DIST.	ELEV.	DIST.	ELEV.
0+24	778.04				
0+50	777.94				
0+70		24.00'		12.00'	
1+00	778.28	23.79'	777.91	12.00'	778.09
1+25	778.72	23.30'	778.36	12.00'	778.53
1+50	779.16	22.52'	778.81	12.00'	778.97
1+75	779.60	21.46'	779.27	12.00'	779.41
2+00	780.04	20.13'	779.73	12.00'	779.85
2+25	780.48	18.53'	780.19	12.00'	780.29
2+50	780.92	16.67'	780.66	12.00'	780.73
2+75	781.36	14.57'	781.13	12.00'	781.17
3+00	781.80	12.24'	781.61	12.00'	781.61
3+19.75	782.15	12.00'	781.96	12.00'	781.96

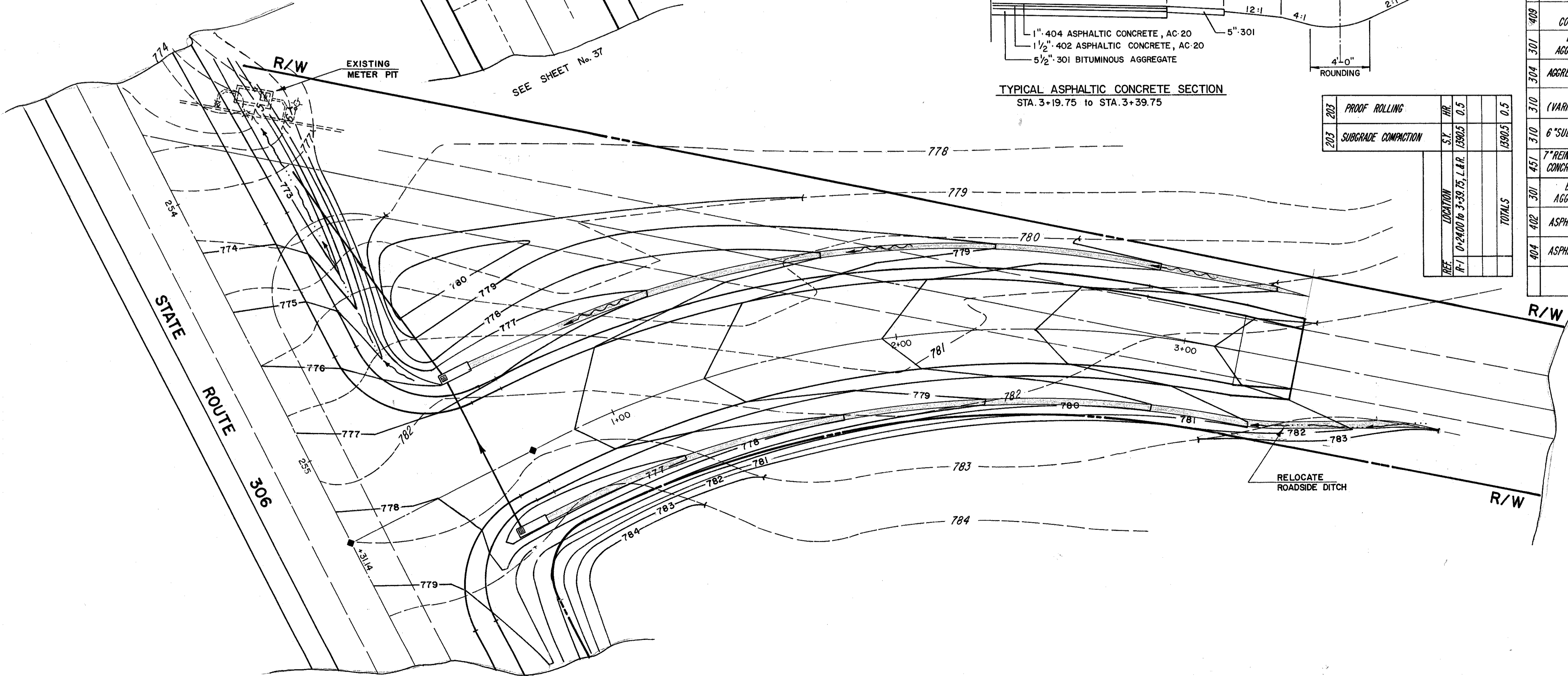


TYPICAL ASPHALTIC CONCRETE SECTION  
STA. 3+19.75 to STA. 3+39.75

203	PROOF ROLLING	S.Y.	1091.9	0.5
203	SUBGRADE COMPACTION	S.Y.	1390.5	0.5
REF	LOCATION			
R-1	0+24.00 to 3+39.75 L.A.R.		1390.5	0.5
TOTALS			1390.5	0.5

ITEM	UNIT	QTY	UNIT PRICE	TOTAL
SEAL COAT BITUMINOUS MATERIAL	GAL.			89.4
SEAL COAT COVER AGGREGATE	C.Y.			2.6
BITUMINOUS AGGREGATE BASE	C.Y.			43.3
AGGREGATE BASE	C.Y.			43.3
SUBBASE (VARIABLE DEPTH)	C.Y.			28.6
6" SUBBASE, TYPE II	C.Y.			182.0
7" REINFORCED PORTLAND CONCRETE PAVEMENT	C.Y.			1091.9
BITUMINOUS AGGREGATE BASE	C.Y.			7.5
ASPHALTIC CONCRETE	C.Y.			2.1
ASPHALTIC CONCRETE	C.Y.			1.3
TOTALS				1390.5

PAVEMENT LOCATION	QTY	UNIT PRICE	TOTAL
P-1 0+24.00 to 3+19.75			
P-2 0+24.00 to 3+19.75			
P-3 0+24.00 to 3+19.75 L.A.R.			
P-4 0+24.00 to 3+19.75 L.A.R.			
P-5 3+19.75 to 3+39.75			
P-6 3+19.75 to 3+39.75 L.A.R.			
P-7 3+19.75 to 3+39.75 L.A.R.			
TOTALS			



STA. 255+31.14 S.R. 306  
STA. 0+00 WILLOUGHBY-KIRTLAND RD.

STATE ROUTE 306

COLPETZER - WOODS CONSULTANTS, INC  
MENTOR, OHIO

STATE OF OHIO  
DEPARTMENT OF TRANSPORTATION

DESIGNED	DRAWN	TRACED	CHECKED	REVIEW DATE	REVISED