

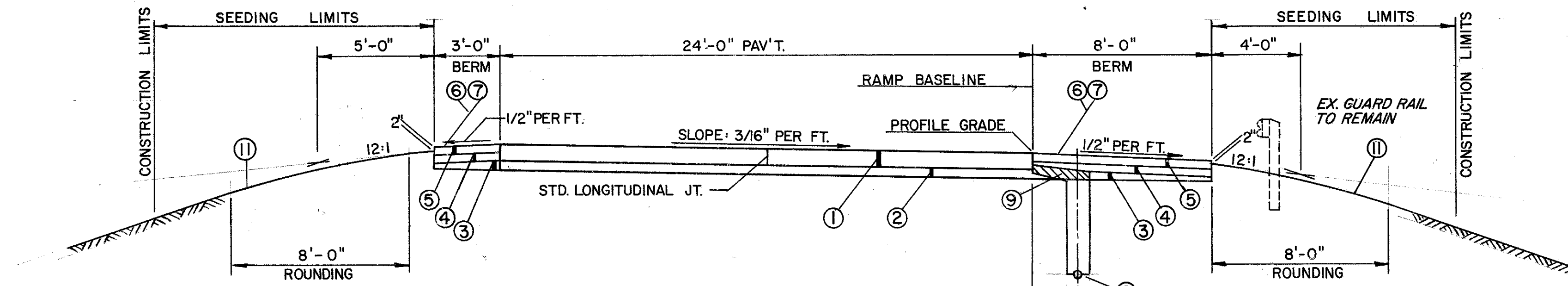
# TYPICAL SECTIONS

## TYPE 451

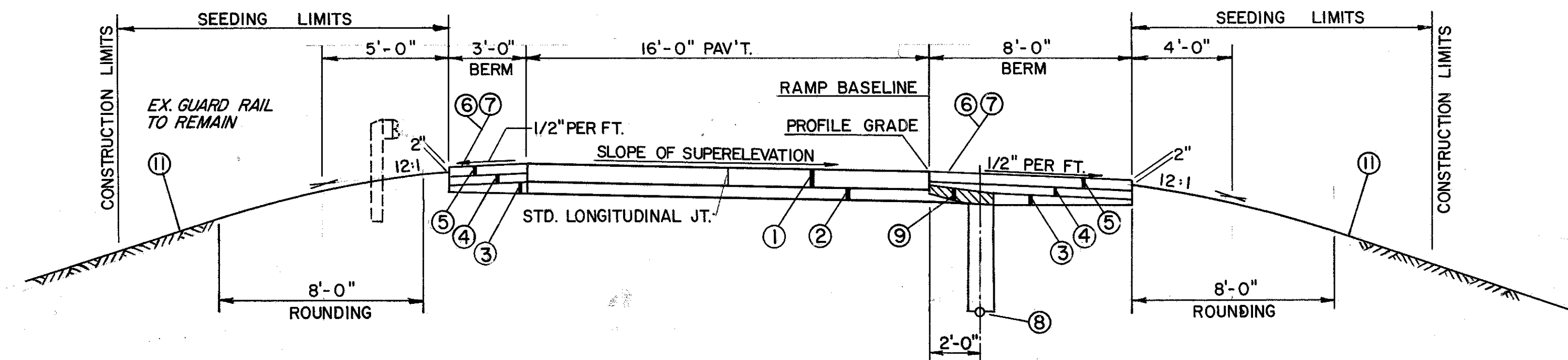
0 1 2 3 4 5  
SCALE: 1/4" = 1'-0"

FED. RD. DIVISION	STATE	PROJECT	5
5	OHIO		73

LAKE COUNTY  
LAK - 306 - 4.74



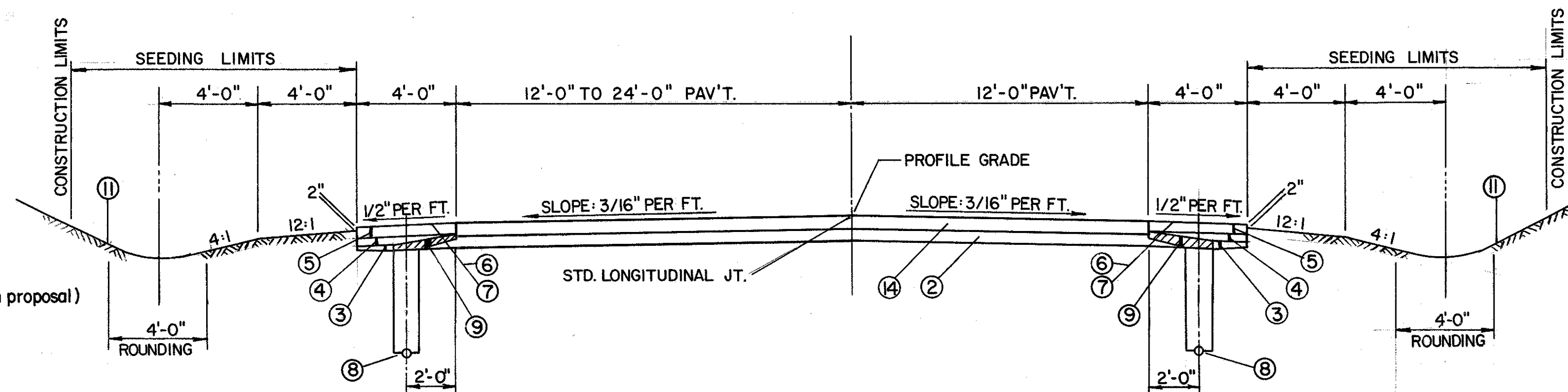
TYPICAL SECTION "G"  
RAMP-C  
STA. 18+22.78 TO STA. 18+72.52 = 49.74 L.F.



TYPICAL SECTION "F"  
RAMP-D  
STA. 9+36.70 TO STA. 10+00.00 = 63.30 L.F.

**LEGEND**

- 1 451 9" REINFORCED PORTLAND CEMENT CONCRETE PAVEMENT
- 2 310 6" SUBBASE, TYPE II
- 3 310 SUBBASE (VARIABLE DEPTH), TYPE II
- 4 304 AGGREGATE BASE
- 5 301 BITUMINOUS AGGREGATE BASE, AC-20 OR RT 11 OR RT 12
- 6 409 SEAL COAT BITUMINOUS MATERIAL AT 0.30 GAL/SQ 90
- 7 409 SEAL COAT COVER AGGREGATE, No. 8 AT 0.008 CU. YD./ SQ. YD.
- 8 605 6" DEEP PIPE UNDERDRAIN
- 9 SPECIAL DRAINAGE CONNECTION, USING No. 8 AGGREGATE (See note in proposal)
- 10 606 GUARD RAIL TYPE-5
- 11 659 SEEDING AND MULCHING
- 12 310 12" SUBBASE, TYPE II
- 13 612 9" CONCRETE MEDIAN, STANDARD TYPE
- 14 451 7" REINFORCED PORTLAND CEMENT CONCRETE PAVEMENT



TYPICAL SECTION "E"  
WILLOUGHBY-KIRTLAND ROAD  
STA. 0+00.00 TO STA. 3+19.75 = 319.75 L.F.

**NOTE:**

FOR NOTES AND DETAILS SEE SHEETS 3 AND 4.

COLPETZER WOODS CONSULTANTS INC. MENTOR, OHIO					
<b>STATE OF OHIO</b>					
DEPARTMENT OF TRANSPORTATION					
DESIGNED	DRAWN	TRACED	CHECKED	REVIEW DATE	REVISED